



**U.S.FUTSAL**<sup>®</sup>



# **FUTSAL**

LAWS OF THE GAME

2021 - 2022

President & CEO: Alexander J.C. Para  
6114 La Salle Avenue  
No. 502  
Oakland, CA  
USA

Telephone: +1 510 836 8733  
Fax: +1 605 242 1036  
Internet: [www.FUTSAL.com](http://www.FUTSAL.com)  
Email: [info@FUTSAL.com](mailto:info@FUTSAL.com)



### **Modifications to the Laws**

The United States Futsal to better protect the safety of youth and amateur players and maintain the integrity of the game has imposed the following modifications to the *FIFAFutsal Laws of the Game* for players 12 and under years of age, for veteran Futsal players (over 35 years of age) and for players with disabilities

- The size of the playing court; (Law I)
- The size of the ball; (Law II)
  - size 3 for 12 and under years of age
  - size 4 for all other ages
- The duration of the match may be modified by competition authorities; (Law VII)
- The game ends when the timekeeper signals the end with an acoustic signal; (Law VII)
- In the 12 and under ages any form of “Slide tackling” is not permitted and will result in a Direct Free Kick; (Law XII)
- In the 12 and under the ball may not be thrown or punted over the half-way line by the goalkeeper. Any infraction of this will result in an indirect free kick at the spot where the ball crossed the halfway line;
- A goal may NOT be scored directly from a kick-off; (Law VIII)
- A pick or obstruction is NOT allowed in a Futsal game;
- During a kick-in. The ball must be on the line where the ball left the court, the foot of the player taking the kick can be behind the line, on the line or inside the court, as long as part of the foot is on the sideline. All opposing player’s must be at least 3 meters (10 feet) away from the ball; (Law XV)
- During a goal clearance, the ball is in play as soon as it released by the goalkeeper and need not leave the area; (Law XVI).
- In the 12 and under ages, heading is not permitted and will result in awarding an Indirect Free Kick to the opposing team to be taken from the place where the infraction occurred, unless it happens in any place closer to the line parallel to the goal line running through the second penalty part. in which case the ball shall be brought back to that line closest to where the infraction occurred for the kick to be taken

The above are the only modifications that are permitted. All other laws must be followed as directed by the Laws of the Game and instructed by the referee department.

### **Male and Female**

References to the male gender in the *Laws of the Game* in respect of referees, players and officials are for simplification and apply to both male and females.



*U.S. Futsal is a National Affiliate of U.S. Soccer*

**PRESIDENT**  
**Carlos A. Cordeiro**



Welcome to the world of Futsal!

For nearly 90 years, players and fans around the world have been drawn to the small spaces and hard surfaces that make Futsal such a fast-paced, action-packed game that's exciting to play and fascinating to watch. Many of the greatest soccer players in history—including Pele, Diego Maradona, Cristiano Ronaldo and Lionel Messi—developed their skills through Futsal, which is now played by millions of people in more than 100 countries.

Here in the United States, Futsal is experiencing phenomenal growth. Whether you play at the youth, adult, professional, national or international level, you know that Futsal encourages creativity, agility and teamwork. As you'll see from this new edition of the Futsal Laws of the Game, the ball control, precision-passing and quick thinking demanded by Futsal is one of the best ways for players to master the physical and technical elements of the game—and to have fun.

On behalf of everyone at U.S. Soccer, we are proud to have you and U.S. Futsal as strong and vibrant members of our soccer family. U.S. Soccer is committed to being your partner and to working with you as we grow Futsal across our country and welcome even more players, coaches, referees and fans to this thrilling game.

Yours in Futsal,





These Laws of the Game

are dedicated to

**Dr. Joao Havelange**

Past President of FIFA

And to

**Mr. Januario D'Alesio**

Past Member of the FIFA Futsal Committee

and

Past President of FIFUFA

For their invaluable support and dedication

in promoting the growth of

Futsal throughout the World



**U.S. FUTSAL**

A Non-For-Profit Organization

Dear Futsal enthusiast!

Welcome to the Laws of the Game for Futsal.

It gives me great pleasure to introduce this new edition of the Futsal Laws of the Game. This new edition includes changes adopted by U.S. Futsal to help develop youth players. These changes include changes to the size of the playing court, the size of the ball, and a change to when a goalkeeper is not allowed to throw the ball across the halfway line.

U.S. Futsal introduced this game into the United States in 1981 and after becoming a Member of U.S. Soccer in 1988 has continued to work closely with U.S. Soccer to develop and promote the game throughout the United States. Futsal has grown tremendously in the last ten years not only in the United States but throughout the world. FIFA has already held eight World Championships in this fascinating sport, and it is in this sport that U.S. Soccer has attained the highest ranking in a men's FIFA competition, a silver medal finish. The skills that a player develops playing Futsal transfer easily to the game of soccer. Great players of the world, such as Pele, Maradona, Messi and Ronaldo, can attest to this fact since they played Futsal at a young age. In the refereeing field, four of our U.S. Futsal referees have officiated the final game in four Futsal World Cups.

I encourage all the millions of soccer players and other youth and adult athletes to enjoy this exciting sport.

Yours in Futsal

Alexander J.C. Para  
President & CEO  
U.S. Futsal





**PROUD MEMBER**

### **United States Futsal**

Chairman: Jeffrey Allen  
President & CEO: Alexander J.C. Para  
Address: 6114 La Salle Avenue No. 502  
Oakland, CA 94611  
USA  
Telephone: 1 510-836-8733  
Fax: 1 650-242-1036  
Internet: [www.futsal.com](http://www.futsal.com)  
Email: [info@futsal.com](mailto:info@futsal.com)

### **U.S. Futsal Referee Committee**

Chairman: Samir Yasa  
Deputy chairman: Alexander J.C. Para  
Members: Jeffrey Allen  
Luis Azucena  
Dan Proctor

# **FUTSAL**

## **LAWS OF THE GAME**

2021/22

**Approved by the FIFA Council**

**This booklet may not be reproduced or translated in whole or in part in any manner without the permission of FIFA.**

**Effective from xx xxx 2021**

### **NOTES ON THE FUTSAL LAWS OF THE GAME** **6**

#### **LAW 1 – THE PITCH** **10**

1	Pitch surface	10
2	Pitch markings	10
3	Pitch dimensions	12
4	The penalty area	13
5	The 10m mark	14
6	The substitution zones	14
7	The corner area	15
8	The technical area	15
9	The goals	16
10	Goal movement	18
11	Advertising on the pitch	19
12	Advertising on the goal nets	20
13	Advertising in the technical areas	20
14	Advertising around the pitch	20

#### **LAW 2 – THE BALL** **21**

1	Qualities and measurements	21
2	Advertising on the ball	22
3	Replacement of a defective ball	22
4	Additional balls	22
5	Extra balls on the pitch	23
6	Goal involving a defective ball	23

#### **LAW 3 – THE PLAYERS** **24**

1	Number of players	24
2	Number of substitutions and substitutes	24
3	Submission of list of players and substitutes	25
4	Substitution procedure	25
5	Warming up	26
6	Changing the goalkeeper	26
7	Offences and sanctions	26
8	Players and substitutes sent off	27
9	Extra persons on the pitch	28
10	Goal scored with an extra person on the pitch	29
11	Improper re-entry by player off the pitch	30
12	Team captain	30

	<i>Page</i>
<b>LAW 4 – THE PLAYERS’ EQUIPMENT</b>	<b>31</b>
1 Safety	31
2 Compulsory equipment	31
3 Colours	32
4 Other equipment	32
5 Slogans, statements, images and advertising	34
6 Offences and sanctions	36
7 Numbering of the players	36
<b>LAW 5 – THE REFEREES</b>	<b>37</b>
1 The authority of the referees	37
2 Decisions of the referees	37
3 Powers and duties	38
4 Liability of the match officials	40
5 International matches	41
6 Referees’ equipment	41
<b>LAW 6 – THE OTHER MATCH OFFICIALS</b>	<b>42</b>
1 The assistant referees	42
2 Powers and duties	42
3 International matches	45
4 Reserve assistant referee (RAR)	45
<b>LAW 7 – THE DURATION OF THE MATCH</b>	<b>46</b>
1 Periods of play	46
2 Ending the periods of play	46
3 Timeout	46
4 Half-time interval	47
5 Abandoned match	47
<b>LAW 8 – THE START AND RESTART OF PLAY</b>	<b>48</b>
1 Kick-off	48
2 Dropped ball	49
<b>LAW 9 – THE BALL IN AND OUT OF PLAY</b>	<b>51</b>
1 Ball out of play	51
2 Ball in play	51
3 Indoor pitch	51



## 4 TABLE OF CONTENTS

	<i>Page</i>
<b>LAW 10 – DETERMINING THE OUTCOME OF A MATCH</b>	<b>52</b>
1 Goal scored	52
2 Winning team	52
3 Kicks from the penalty mark	53
4 Away goals	55
<b>LAW 11 – OFFSIDE</b>	<b>56</b>
<b>LAW 12 – FOULS AND MISCONDUCT</b>	<b>57</b>
1 Direct free kick	57
2 Indirect free kick	59
3 Disciplinary action	60
4 Restart of play after fouls and misconduct	67
<b>LAW 13 – FREE KICKS</b>	<b>69</b>
1 Types of free kick	69
2 Procedure	69
3 Offences and sanctions	71
4 Accumulated fouls	72
5 Direct free kick beginning with the sixth accumulated foul by each team in each period (DFKSAF)	72
<b>LAW 14 – THE PENALTY KICK</b>	<b>77</b>
1 Procedure	77
2 Offences and sanctions	78
3 Summary table	80
<b>LAW 15 – THE KICK-IN</b>	<b>81</b>
1 Procedure	81
2 Offences and sanctions	82
<b>LAW 16 – THE GOAL CLEARANCE</b>	<b>83</b>
1 Procedure	83
2 Offences and sanctions	83
<b>LAW 17 – THE CORNER KICK</b>	<b>85</b>
1 Procedure	85
2 Offences and sanctions	85

	<i>Page</i>
<b>PRACTICAL GUIDELINES FOR FUTSAL REFEREES AND OTHER MATCH OFFICIALS</b>	<b>87</b>
<b>SIGNALLING</b>	<b>88</b>
<b>POSITIONING</b>	<b>101</b>
<b>INTERPRETATION AND RECOMMENDATIONS</b>	<b>121</b>
<b>FUTSAL TERMS</b>	<b>140</b>
<b>REFEREE TERMS</b>	<b>149</b>

### **Official languages**

FIFA publishes the Futsal Laws of the Game in English, French, German and Spanish. If there is any divergence in the wording, the English text is authoritative.

### **Other languages**

National football associations (FAs) which translate the Futsal Laws of the Game can obtain the layout template for the 2021/22 edition from FIFA by contacting [refereeing@fifa.org](mailto:refereeing@fifa.org). National FAs which produce a translated version of the Futsal Laws of the Game using this format are invited to send a copy to FIFA (stating clearly on the front cover that it is that national FA's official translation) so that it can be posted on FIFA.com for use by others.

### **Applying the Futsal Laws**

That the same Futsal Laws apply in every match in every confederation, country, town and village throughout the world is a considerable strength which must be preserved. This is also an opportunity which must be harnessed for the good of futsal everywhere.

Those who educate match officials and other participants should emphasise that:

- referees should apply the Futsal Laws within the “spirit” of the game to help produce fair and safe matches;
- everyone must respect the match officials and their decisions, remembering and respecting the integrity of the Futsal Laws.

Players have a major responsibility for the image of the game and the team captain should play an important role in helping to ensure that the Futsal Laws and referees’ decisions are respected and protected.

### **Modifications to the Futsal Laws**

The universality of the Futsal Laws of the Game means that the game is essentially the same in every part of the world and at every level. As well as creating a “fair” and safe environment in which the game is played, the Futsal Laws should also promote participation and enjoyment.

Historically, FIFA has allowed national FAs some flexibility to modify the “organisational” Futsal Laws for specific categories of futsal. However, FIFA strongly believes that national FAs should be given more options to modify aspects of the way futsal is organised if it will benefit futsal in their own country.

How the game is played and refereed should be the same on every futsal pitch in the world. However, a country's domestic futsal needs should determine how long the game lasts, how many people can take part and how some unfair behaviour is punished.

Consequently, national FAs (and confederations and FIFA) now have the option to modify all or some of the following organisational areas of the Futsal Laws of the Game for which they are responsible:

For youth, veterans', disability and grassroots futsal:

- The size of the pitch
- The size, weight and material of the ball
- The width between the goalposts and the height of the crossbar from the ground
- The duration of the two (equal) periods of the game (and two equal periods of extra time)
- Limitations on the throwing of the ball by the goalkeeper

In addition, to allow national FAs further flexibility to benefit and develop futsal domestically, FIFA has approved the following changes relating to "categories" of futsal:

- Women's futsal is no longer a separate category and now has the same status as men's futsal.
- The age limits for youth and veterans have been removed – national FAs, confederations and FIFA have the flexibility to decide the age restrictions for these categories.
- Each national FA will determine which competitions at the lowest levels of futsal are designated as "grassroots" futsal.

National FAs have the option to approve some of these modifications for different competitions – there is no requirement to apply them universally or to apply them all. However, no other modifications are allowed without the permission of FIFA.

### **Limitations on the throwing of the ball by the goalkeeper**

FIFA has approved certain limitations on the throwing of the ball by goalkeepers for youth, veterans', disability and grassroots futsal, subject to the approval of the national FA or confederation organising the competition or of FIFA – whichever is appropriate.

References to the limitations are found in:

### **Law 12 – Fouls and Misconduct**

“An indirect free kick is also awarded if a goalkeeper commits any of the following offences:

[..]

- where this is outlawed by domestic rules for youth, veterans’, disability and/or grassroots futsal, throws the ball directly over the halfway line (the free kick is to be taken from the place where the ball crossed the halfway line).”

### **Law 16 – The Goal Clearance**

“Where this is outlawed by domestic rules for youth, veterans’, disability and/or grassroots futsal, if the goalkeeper throws the ball directly over the halfway line, an indirect free kick is awarded to the opposing team, to be taken from the place where the ball crossed the halfway line.”

The philosophy behind this limitation is to promote creative futsal and encourage technical development.

National FAs are asked to inform FIFA of their use of all of the above-mentioned modifications, and at which levels, as this information, and especially the reason(s) why the modifications are being used, may identify development ideas/strategies that FIFA can share to assist the development of futsal by other national FAs.

FIFA would also be very interested to hear about other potential modifications to the Futsal Laws of the Game, which could increase participation, make futsal more attractive and promote its worldwide development.

### **Managing amendments to the Futsal Laws**

For every proposed amendment, the focus must be on fairness, integrity, respect, safety, the enjoyment of the participants and how technology can benefit the game. The Futsal Laws must also encourage participation by everyone, regardless of background or ability.

Although accidents occur, the Futsal Laws should make the game as safe as possible. This requires players to show respect for their opponents, and referees should create a safe environment by dealing strongly with those whose play is too aggressive and dangerous. The Futsal Laws embody the unacceptability of unsafe play in their disciplinary phrases, e.g. “reckless challenge” (caution = yellow card/YC) and “endangering the safety of an opponent” or “using excessive force” (sending-off = red card/RC).

Futsal must be attractive and enjoyable for players, match officials and coaches, as well as spectators, fans, administrators, etc. These amendments must help make the game attractive and enjoyable so that people, regardless of age, race, religion, culture, ethnicity, gender, sexual orientation or disability, etc. want to take part and enjoy their involvement in futsal.

These amendments seek to simplify the game and bring many aspects of the Futsal Laws into line with those of football but, as many situations are “subjective” and referees are human (and thus make mistakes), some decisions will inevitably cause debate and discussion.

The Futsal Laws cannot deal with every single situation, so where there is no direct provision herein, FIFA expects the referees to make a decision within the “spirit” of the game utilising “futsal understanding” – this often involves asking the question, “what would be in futsal’s best interests?”



## LAW 1 – THE PITCH

### 1 Pitch surface

The surface of the pitch must be flat and smooth, and be comprised of non-abrasive surfaces, preferably made of wood or artificial material, according to the competition rules. Dangerous surfaces for players, team officials and match officials are not permitted.

For competition matches between representative teams of national associations affiliated to FIFA or international club competition matches, it is recommended that the futsal floor be produced and installed by a company officially licensed under the FIFA Quality Programme for Futsal Surfaces and carrying one of the following quality labels:



Artificial turf pitches are permitted in exceptional cases but only for domestic competitions.

### 2 Pitch markings

The pitch must be rectangular and marked with continuous lines (broken lines are not permitted), which must not be dangerous (i.e. they must be non-slippery). These lines belong to the areas of which they are boundaries and must be clearly distinguishable from the colour of the pitch.

Only the lines indicated in Law 1 are to be marked on the pitch.



### 3 Pitch dimensions

The length of the touchline must be greater than the length of the goal line.

All lines must be 8cm wide.

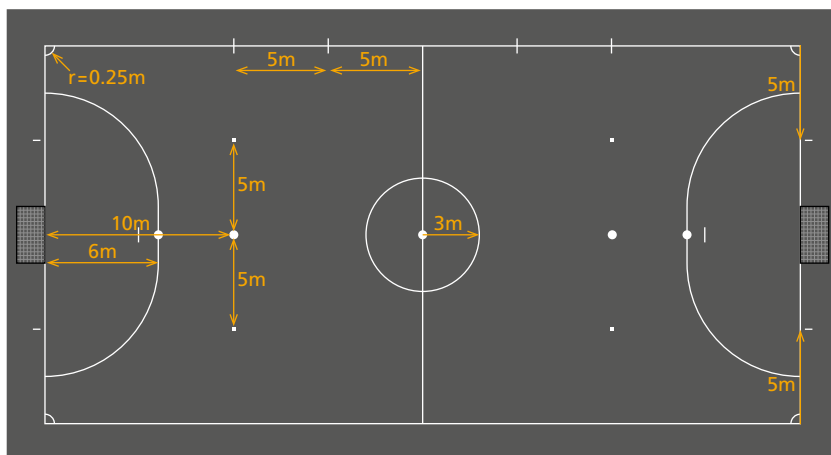
For non-international matches, the dimensions are as follows:

Length (touchline):	Minimum 25m Maximum 42m
Width (goal line):	Minimum 16m Maximum 25m

For international matches, the dimensions are as follows:

Length (touchline):	Minimum 38m Maximum 42m
Width (goal line):	Minimum 20m Maximum 25m

Competition rules may determine the length of the goal line and touchline within the above requirements.



Measurements are from the outside of the lines as the lines are part of the area they enclose.

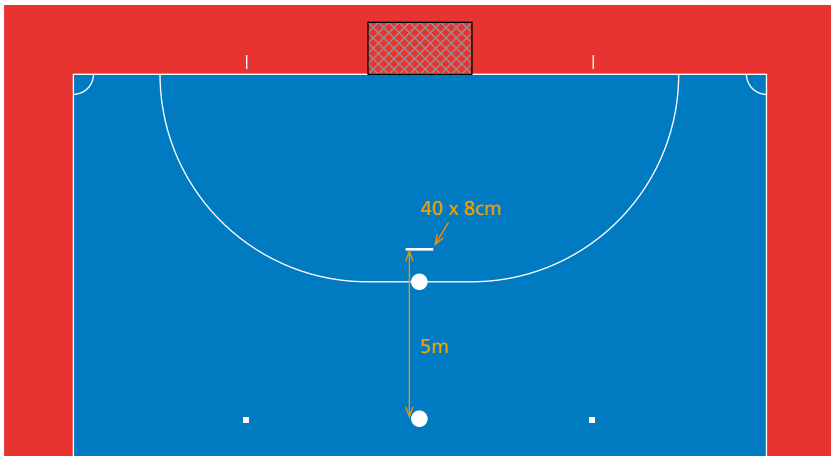
The penalty mark is measured from the centre of the mark to the back edge of the goal line.

The 10m mark is measured from the centre of the mark to the back edge of the goal line.

The 5m mark in the penalty area, denoting the distance to be observed by the goalkeeper at a direct free kick beginning with a sixth accumulated foul (DFKSAF), is measured from the centre of the 10m mark to the back edge of the 5m mark (i.e. the edge closer to the goal line).

## 4 The penalty area

Two imaginary lines of 6m in length are drawn from the outside of each goalpost and at right angles to the goal line. At the end of these lines, a quarter circle is drawn in the direction of the nearest touchline, each with a radius of 6m from the outside of the goalpost. The upper part of each quarter circle is joined by a line of 3.16m in length, running parallel to the goal line between the goalposts. The area bounded by these lines and the goal line is the penalty area.



Within each penalty area, a penalty mark is made 6m from the midpoint between the goalposts and equidistant to them. This is a circular mark with a radius of 6cm.

An additional mark (line) must be made in the penalty area, 5m from the 10m mark, to ensure that defending goalkeepers observe this distance when a DFKSAF is being taken. This mark is 8cm wide and 40cm long.

## 5 The 10m mark

A second mark is made 10m from the midpoint between the goalposts and equidistant to them. This is a circular mark with a radius of 6cm.

Two additional marks, respectively at a distance of 5m to the left and the right of the 10m mark, must be made on the pitch to indicate the minimum distance that players must observe when a kick is being taken from the 10m mark. These are circular marks with a radius of 4cm each.

An imaginary line passing through these marks, 10m from and parallel to the goal line, marks the boundary of the area where, if a DFKSAF offence is committed therein, teams may choose between taking the DFKSAF on the 10m mark or from the place where the offence was committed.

## 6 The substitution zones

The substitution zones are the areas on the touchline in front of the team benches:

- They are situated in front of the technical areas, 5m from the halfway line, and are 5m in length. They are marked at each end with a line of 80cm in length, 40 cm of which is drawn on the pitch and 40 cm off the pitch, and 8cm in width.
- A team's substitution zone is situated in the half of the pitch defended by the said team. Each team's substitution zone changes in the second half of the match and any required periods of extra time.

More details on substitutions and the relevant procedure are provided in Law 3.

## 7 The corner area

A quarter circle with a radius of 25cm is drawn inside the pitch from each corner. The line (the corner arc) has a width of 8cm.

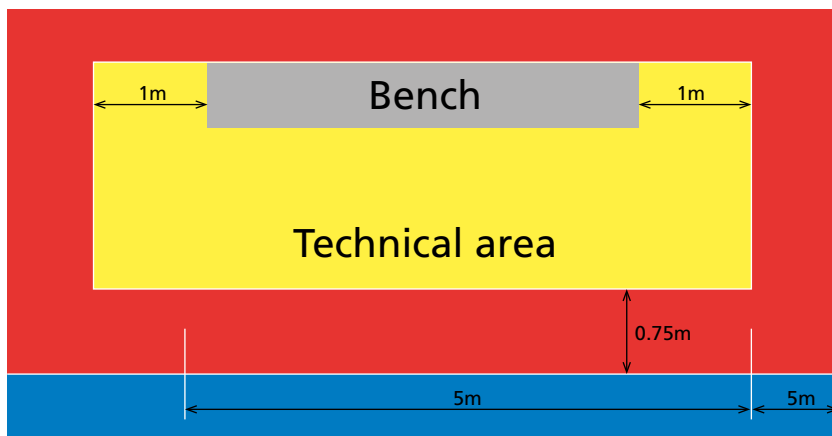
## 8 The technical area

The technical area features a designated sitting area for team officials and substitutes. While the size and position of technical areas may differ between facilities, the following guidelines apply:

- The technical area should only extend 1m on either side of the designated sitting area and forwards up to a distance of 75cm from the touchline.
- Markings should be used to define the area.
- The number of persons permitted to occupy the technical area is defined by the competition rules.
- The occupants of the technical area:
  - are identified before the start of the match in accordance with the competition rules;
  - must behave in a responsible manner;
  - must remain within its confines except in special circumstances, e.g. a physiotherapist/doctor entering the pitch, with one of the referees' permission, to assess an injured player.
- Only one person at a time is authorised to stand and convey tactical instructions from the technical area.
- The substitutes and the fitness coach may warm up during a match in the zone provided for this purpose behind the technical area. If such a zone is not available, they may warm up near the touchline as long as they do not obstruct the movement of the players and referees and they behave responsibly.



### Substitution zone and technical area



### Safety

The competition rules shall state the minimum distance between the boundary lines of the pitch (touchlines and goal lines) and the barriers separating the spectators (including the barriers with advertising, etc.), always in such a way as to ensure the safety of the participants.

## 9 The goals

A goal must be placed at the centre of each goal line.

A goal consists of two upright posts equidistant from the corners of the pitch and joined at the top by a horizontal crossbar. The goalposts and crossbar must be made of approved material and must not be dangerous.

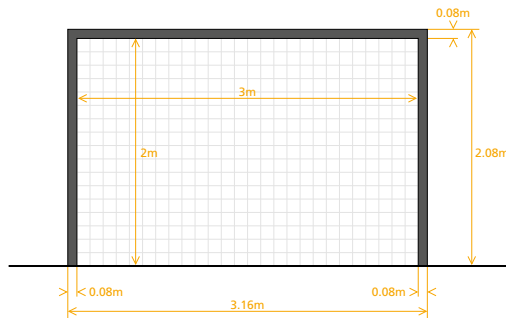
The goalposts and crossbar of both goals must be the same shape, which must be square, rectangular, round, elliptical or a hybrid of these options.

The distance (inside measurement) between the posts is 3m and the distance from the lower edge of the crossbar to the ground is 2m.

Both goalposts and the crossbar have the same width and depth as the goal lines, 8cm. The nets must be made of an adequate material and attached to the back of the goalposts and the crossbar with a suitable means of support. They must be properly supported and must not interfere with the goalkeeper.

If the crossbar becomes displaced or broken, play is stopped until it has been repaired or replaced in position. If it is not possible to repair the crossbar, the match must be abandoned. The use of a rope to replace the crossbar is not permitted. If the crossbar can be repaired, the match is restarted with a dropped ball from the position of the ball when play was stopped, unless this was inside the defending team's penalty area and the last team to touch the ball was the attacking team (see Law 8).

The goalposts and crossbars must be of a different colour to the pitch.



Goals must have a stabilising system that prevents them from overturning. They must not be fixed to the ground, but must have an adequate weight at the back so as to allow the goalposts to move reasonably without endangering the safety of the participants.





Portable goals may only be used if they satisfy this requirement.


# 10 Goal movement

Referees are required to utilise the following guidelines regarding the placement of the goals along the goal line and the scoring of a goal:

## Goal positioned correctly



## Goal moved



A = Goal scored.

B = If both goalposts are touching the goal line, referees must allow the goal if the ball has completely crossed the goal line.


C = A goal is considered to have moved when at least one of the goalposts is not touching the goal line.

In the event that a defending-team player (including the goalkeeper) either deliberately or accidentally moves or overturns their own goal prior to the ball crossing the goal line, the goal must be allowed if the ball would have entered the goal between the normal position of the goalposts.

If a defending-team player deliberately moves or overturns their own goal and it makes contact with the ball, a penalty kick is awarded to the opposing team and the offending player must be cautioned or, if the offence denied the opposing team a goal or an obvious goalscoring opportunity, sent off.

If an attacking-team player moves or overturns the opponents' goal accidentally or deliberately, a goal must not be allowed, and:

- if it was accidental, the match is restarted with a dropped ball;
- if it was deliberate and the goal made contact with the ball, a direct free kick is awarded to the opposing team and the player must be cautioned;
- if it was deliberate and the goal did not make contact with the ball, an indirect free kick is awarded to the opposing team and the player must be cautioned.



Additional marks may be made under the goalposts to help the referees to ensure that a moved goal is returned to the correct position.

## 11 Advertising on the pitch

If the competition rules do not prohibit it, advertising on the floor of the pitch is permitted, provided that it does not distract or confuse the players or referees or hinder the visibility of the boundary lines.

## **12 Advertising on the goal nets**

If the competition rules do not prohibit it, advertising on the goal nets is permitted, provided that it does not confuse, or obstruct the view of, the players or referees.

## **13 Advertising in the technical areas**

If the competition rules do not prohibit it, advertising on the floor of the technical areas is permitted, provided that it does not distract or confuse the occupants of the said areas or any other participant.

## **14 Advertising around the pitch**

Upright advertising shall be at least:

- 1m from the touchlines, except in the technical areas and substitution zones, in which all upright advertising is prohibited;
- the same distance from the goal line as the depth of the goal net;
- 1m from the goal net.

## LAW 2 – THE BALL

# 1 Qualities and measurements

The ball must be:

- spherical;
- made of suitable material;
- of a circumference of between 62cm and 64cm;
- between 400g and 440g in weight at the start of the match;
- of a pressure equal to 0.6-0.9atm (600-900g/cm<sup>2</sup>) at sea level.

The ball must not bounce lower than 50cm or higher than 65cm on the first rebound when dropped from a height of 2m.

All balls used in matches played in an official competition organised under the auspices of FIFA or confederations must meet the requirements and bear one of the marks of the FIFA Quality Programme for Footballs.

Each mark indicates that the ball has been officially tested and meets the specific technical requirements for that mark, which are additional to the minimum specifications stipulated in Law 2 and must be approved by FIFA.



## 2 Advertising on the ball

In matches played in an official competition organised under the auspices of FIFA, confederations or national football associations, no form of commercial advertising is permitted on the ball, except for the logo/emblem of the competition, the competition organiser and the authorised manufacturer's trademark. The competition rules may restrict the size and number of such markings.

## 3 Replacement of a defective ball

If the ball becomes defective in open play, play is stopped and restarted by dropping the replacement ball where the original ball became defective, unless play was stopped with the original ball inside the defending team's penalty area and the last team to touch the original ball was the attacking team (see Law 8). The only exception is when the ball becomes defective as a result of striking one of the goalposts or the crossbar and then directly enters the goal (see section 6 of this Law).

If the ball becomes defective at a kick-off, goal clearance, corner kick, free kick, penalty kick, kick-in or dropped ball, the restart is retaken.

If the ball becomes defective during a penalty kick, kicks from the penalty mark or a DFKSAF as it moves forwards and before it touches a player, crossbar or goalpost, the kick is retaken.

The ball may not be changed during the match without one of the referees' permission.

## 4 Additional balls

Additional balls which meet the requirements of Law 2 may be placed around the pitch. All balls are subject to the referees' control.

## **5** Extra balls on the pitch

If an extra ball enters the pitch while the ball is in play, the referees must stop the match only if the extra ball interferes with play. Play must be restarted with a dropped ball from the position of the original ball when play was stopped, unless this was inside the defending team's penalty area and the last team to touch the original ball was the attacking team (see Law 8).

If an extra ball enters the pitch while the ball is in play without interfering with play, the referees allow play to continue and must have the extra ball removed at the earliest possible opportunity.

## **6** Goal involving a defective ball

If the ball becomes defective after striking one of the goalposts or the crossbar and directly enters the goal, the referees shall award the goal.

## LAW 3 – THE PLAYERS

### 1 Number of players

A match is played by two teams, each with a maximum of five players, one of whom must be the goalkeeper. A match may not start or resume if either team has fewer than three players.

If a team has fewer than three players because one or more players has deliberately left the pitch, the referees are not obliged to stop play and the advantage may be played, but the match must not resume after the ball has gone out of play if a team does not have the minimum number of three players.

If the competition rules state that all players and substitutes must be named before kick-off and a team starts a match with fewer than five players, only the players and substitutes named on the team list may take part in the match upon their arrival.

### 2 Number of substitutions and substitutes

An unlimited number of substitutions may be made during a match.

#### **Official competitions**

A maximum of nine substitutes may be used in a match played in an official competition organised under the auspices of FIFA, confederations or member associations. Competition rules must state how many substitutes may be named.

#### **Other matches**

In unofficial national “A” team matches, a maximum of ten substitutes may be used.

In all other matches, a greater number of substitutes may be named and used, provided that:

- the teams concerned reach agreement on a maximum number;
- the referees are informed before the match.

If the referees are not informed, or if no agreement is reached before the match, no more than ten substitutes are allowed.

### **3** Submission of list of players and substitutes

In all matches, the names of the players and substitutes must be given to the referees prior to the start of the match, whether they are present or not. Any player or substitute whose name is not given to the referees at this time may not take part in the match.

### **4** Substitution procedure

A substitution may be made at any time, whether the ball is in play or not, except during a timeout. To replace a player with a substitute, the following applies:

- The player being substituted leaves the pitch via their own team's substitution zone, except as provided for in the Futsal Laws of the Game.
- The player being substituted does not need to obtain either of the referees' permission to leave the pitch.
- The referees do not need to authorise the substitute to enter the pitch.
- The substitute only enters the pitch after the player being replaced has left.
- The substitute enters the pitch via their own team's substitution zone.
- The substitution is completed when a substitute fully enters the pitch via their own team's substitution zone after handing the bib to the player being replaced, unless the latter player has had to leave the pitch via another zone for any reason provided for in the Futsal Laws of the Game, in which case the substitute shall hand the bib to the third referee.
- From that moment, the substitute becomes a player and the player who has been replaced becomes a substitute.
- Permission to proceed with a substitution may be refused under certain circumstances, e.g. if the substitute's equipment is not in order.
- A substitute who has not completed the substitution procedure cannot restart play by taking a kick-in, penalty kick, free kick, corner kick or goal clearance, or by receiving a dropped ball.
- The player replaced may take further part in the match.
- All substitutes are subject to the authority and jurisdiction of the referees, whether called upon to play or not.

## 5 Warming up

A maximum of five substitutes per team are allowed to warm up at the same time.

## 6 Changing the goalkeeper

- Any of the substitutes may change places with the goalkeeper without informing the referees or waiting for a stoppage in the match.
- Any player may change places with the goalkeeper; however, this player must do so during a stoppage in the match and must inform the referees before the change is made.
- A player or substitute replacing the goalkeeper must wear a goalkeeper's shirt with the player or substitute's own number on the back. Competition rules may also stipulate that a player acting as a flying goalkeeper must wear exactly the same colour as the main goalkeeper's shirt.

## 7 Offences and sanctions

If a substitute enters the pitch before the player being replaced has left or if, during a substitution, a substitute enters the pitch from a place other than their own team's substitution zone:

- the referees stop play (although not immediately if they can apply the advantage);
- the referees caution the substitute for entering the pitch in contravention of the substitution procedure and order the substitute to leave the pitch.

If the referees have stopped play, it is restarted with an indirect free kick to the opposing team. If this substitute or their team also commits another offence, play is restarted in accordance with the section dedicated to Law 3 within the Interpretation and Recommendations part of the Practical Guidelines for Futsal Referees and Other Match Officials.

If, during a substitution, the player being replaced leaves the pitch via a place other than their team's substitution zone for reasons not provided for in the Futsal Laws of the Game, the referees stop play (although not immediately if they can apply the advantage) and caution the player for leaving the pitch in contravention of the substitution procedure.

If the referees have stopped play, it is restarted with an indirect free kick to the opposing team.

For any other offences:

- the players concerned are cautioned;
- the match is restarted with an indirect free kick to the opposing team.  
In special cases, play is restarted in accordance with the section dedicated to Law 3 within the Interpretation and Recommendations part of the Practical Guidelines for Futsal Referees and Other Match Officials.

## **8** **Players and substitutes sent off**

A player who is sent off:

- before submission of the team list cannot be named on the team list in any capacity;
- after being named on the team list and before kick-off may be replaced by a named substitute, who cannot be replaced.

A named substitute who is sent off, whether before or after kick-off, may not be replaced.

A substitute may replace a player who is sent off after kick-off and enter the pitch after two minutes of playing time have elapsed following the sending-off (i.e. after their team has served a two-minute numerical reduction), provided that the substitute has the authorisation of the timekeeper or the third referee, unless a goal is scored before the two minutes have elapsed, in which case the following conditions apply:

- If there are five players against four or four against three and the team with the greater number of players scores a goal, the team with fewer players may be increased by one player.
- If both teams are playing with three or four players and a goal is scored, neither team is increased until it has served its respective two-minute numerical reduction.
- If there are five players playing against three and the team with five players scores a goal, the team with three players may be increased by one player only.
- If the team with fewer players scores a goal, the game continues without any change in the number of players until the two minutes have elapsed, unless the team with the greater number of players subsequently scores a goal in the interim.

## 9 Extra persons on the pitch

The coach and other officials named on the team list are team officials. Anyone not named on the team list as a player, substitute or team official is considered an outside agent.

If a team official, substitute (except as part of the substitution procedure), sent-off player or outside agent enters the pitch, the referees must:

- only stop play if there is interference with play;
- have the person removed when play stops;
- take appropriate disciplinary action.

If play is stopped and the interference was by:

- a team official, substitute or sent-off player, play restarts with a direct free kick or penalty kick;
- an outside agent, play restarts with a dropped ball.

The referees must report the incident to the appropriate authorities.

# 10

## Goal scored with an extra person on the pitch

If the ball is going into the goal and the interference does not prevent a defending-team player from playing the ball, the goal is awarded if the ball enters the goal (even if contact was made with the ball) unless the interference was by the attacking team.

If, after a goal is scored and play has restarted, the referees realise that an extra person was on the pitch when the goal was scored, the goal cannot be disallowed.

If the extra person is still on the pitch, the referees must:

- stop play;
- have the extra person removed;
- restart with a dropped ball or free kick as appropriate.

The referees must report the incident to the appropriate authorities.

If, after a goal is scored and before play restarts, the referees realise that an extra person was on the pitch when the goal was scored:

- The referees must disallow the goal if the extra person was:
  - a player, substitute, sent-off player or official of the team that scored the goal; play is restarted with a direct free kick from the position of the extra person;
  - an outside agent who interfered with play by diverting the ball into the goal or preventing a defending-team player from playing the ball; play is restarted with a dropped ball.
- The referees must allow the goal if the extra person was:
  - a player, substitute, sent-off player or team official of the team that conceded the goal;
  - an outside agent who did not interfere with play.

In all cases, the referees must have the extra person removed from the pitch.



## 11 Improper re-entry by player off the pitch

If a player who requires one of the referees' permission to re-enter the pitch does so without this permission, the referees must:

- stop play (not immediately if the player does not interfere with play or a match official or if the advantage can be applied);
- caution the player for entering the pitch without permission.

If the referees stop play, it must be restarted:

- with a direct free kick from the position of the interference;
- with an indirect free kick if there was no interference.

A player who crosses a boundary line as part of a playing movement does not commit an offence.

## 12 Team captain

The team captain has no special status or privileges but has a degree of responsibility for the behaviour of the team.

## LAW 4 – THE PLAYERS' EQUIPMENT

### 1 Safety

A player must not use or wear any equipment or other item that is dangerous.

All items of jewellery (necklaces, rings, bracelets, earrings, leather bands, rubber bands, etc.) are forbidden and must be removed. Using tape to cover jewellery is not permitted.

The players and substitutes must be inspected before the start of the match. If a player is wearing or using unauthorised/dangerous equipment or jewellery on the pitch, the referees must order the player to:

- remove the item;
- leave the pitch at the next stoppage if the player is unable or unwilling to comply.

A player who refuses to comply or wears the item again must be cautioned.

### 2 Compulsory equipment

The compulsory equipment of a player comprises the following separate items:

- a shirt with sleeves
- shorts – the goalkeeper is permitted to wear trousers
- socks – tape or any material applied or worn externally must be the same colour as the part of the sock that it is applied to or covers
- shinguards – these must be made of suitable material to provide reasonable protection and be covered by the socks
- footwear

A player whose footwear or shinguard is lost accidentally must replace it as soon as possible and no later than when the ball next goes out of play; if, before doing so, the player scores a goal or is involved in the scoring of a goal by playing the ball in the build-up, the goal is awarded.

### 3 Colours

- The two teams must wear colours that distinguish them from each other as well as from the match officials.
- Each goalkeeper must wear colours that are distinguishable from those of the other players and the match officials.
- If the two goalkeepers' shirts are the same colour and neither has another shirt to change into, the referees allow the match to be played.

Undershirts must be a single colour which is the same as the main colour of the shirt sleeve or comprise a pattern/colours which exactly replicate(s) the shirt sleeve.

Undershorts/tights must be the same colour as the main colour of the shorts or the lowest part of the shorts – players of the same team must wear the same colour.

Competition rules may obligate the occupants of the technical area, other than the substitutes, to wear clothing that is a different colour to the clothing worn by the players and match officials.

### 4 Other equipment

Non-dangerous protective equipment – for example, headgear, facemasks and knee and arm protectors made of soft, lightweight padded material – is permitted, as are goalkeepers' caps and sports spectacles.

#### **Bibs**

A bib must be worn over the shirt to identify the substitutes. The bib should be a different colour to both teams' shirts and the opposing team's bibs.

#### **Head covers**

Where head covers (excluding goalkeepers' caps) are worn, they must:

- be black or the same main colour as the shirt (provided that the players of the same team wear the same colour);
- be in keeping with the professional appearance of the player's equipment;
- not be attached to the shirt;
- not be dangerous to the player wearing it or any other player (e.g. due to an opening/closing mechanism around the neck);
- not have any parts extending out from the surface (protruding elements).

**Knee and arm protectors**

Where knee and arm protectors are worn, they must be the same colour as the main colour of the shirt sleeve (arm protectors) or the shorts/trousers (knee protectors), and cannot protrude excessively.

When it is not possible to match these colours, black or white protectors may be used with shirt sleeves/shorts (or trousers, where applicable) of any colour. When protectors that do not match the shirt sleeves/shorts (or trousers) are used, all such protectors must be the same colour (black or white).

**Electronic communication**

Players (including substitutes and sent-off players) are not permitted to wear or use any form of electronic or communication equipment (except where electronic performance and tracking systems are allowed).

The use of electronic or communication equipment by team officials is permitted where it directly relates to player welfare or safety or for tactical/coaching reasons but only small, mobile, handheld equipment (e.g. microphones, headphones/earpieces, mobile/smartphones, smartwatches, tablets, laptops) may be used. A team official who uses unauthorised equipment or who behaves in an inappropriate manner as a result of the use of electronic or communication equipment will be dismissed from the technical area.

**Electronic performance and tracking systems (EPTS)**

Where wearable technology (WT) as part of EPTS is used in matches played in an official competition organised under the auspices of FIFA, confederations or national football associations, the competition organiser must ensure that the technology attached to the players' equipment is not dangerous and meets the requirements for wearable EPTS under the FIFA Quality Programme for EPTS.

Where EPTS are provided by the match or competition organiser during matches played in an official competition, it is the responsibility of that match or competition organiser to ensure that the information and data transmitted from the EPTS to the technical area are reliable and accurate.

The FIFA Quality Programme for EPTS supports competition organisers with the approval process for reliable and accurate EPTS.

## 5 Slogans, statements, images and advertising

Equipment must not bear any political, religious or personal slogans, statements or images. Players must not reveal undergarments that show political, religious or personal slogans, statements or images, or advertising other than the manufacturer's logo. For any offence, the player and/or the team will be sanctioned by the competition organiser, national football association or FIFA.

### Principles

Law 4 applies to all equipment (including clothing) worn by players and substitutes; its principles also apply to all team officials in the technical area.

- The following are (usually) permitted:
  - the player's number, name, team crest/logo, initiative slogans/emblems promoting the game of futsal, respect and integrity as well as any advertising permitted by competition rules or national FA, confederation or FIFA regulations
  - the facts of a match: teams, date, competition/event, venue
- Permitted slogans, statements or images should be confined to the shirt front and/or armband.
- In some cases, the slogan, statement or image might only appear on the captain's armband.

### Interpreting the Law

When interpreting whether a slogan, statement or image is permissible, note should be taken of Law 12 (Fouls and Misconduct), which requires the referees to take action against a player who is guilty of:

- using offensive, insulting or abusive language and/or action(s);
- acting in a provocative, derisory or inflammatory way.

Any slogan, statement or image which falls into any of these categories is not permitted.

Whilst “religious” and “personal” are relatively easily defined, “political” is less clear but slogans, statements or images related to the following are not permitted:

- any person, living or dead (unless part of the official competition name)
- any local, regional, national or international political party/organisation/group, etc.
- any local, regional or national government or any of its departments, offices or functions
- any organisation which is discriminatory
- any organisation whose aims/actions are likely to offend a notable number of people
- any specific political act/event

When commemorating a significant national or international event, the sensibilities of the opposing team (including its supporters) and the general public should be carefully considered.

Competition rules may contain further restrictions/limitations, particularly in relation to the size, number and position of permitted slogans, statements and images. It is recommended that disputes relating to slogans, statements or images be resolved prior to a match/competition taking place.

## 6 Offences and sanctions

For any offence not involving dangerous equipment, play need not be stopped and the player:

- is instructed by the referees to leave the pitch to correct the equipment;
- leaves when play stops, unless the equipment has already been corrected.

A player who leaves the pitch to correct or change equipment must:

- have the equipment checked by a match official before being allowed to re-enter;
- only re-enter with permission from one of the referees.

In such a case, a player who re-enters the pitch without permission must be cautioned and, if play is stopped to issue the caution, an indirect free kick is awarded. However, if there was interference, a direct free kick is awarded from the position of the interference (or a penalty kick, if the interference was in the penalty area).

## 7 Numbering of the players

The competition rules must stipulate the policy regarding the numbering of the players, which is normally from 1 to 15, with number 1 reserved for a goalkeeper.

The organiser must bear in mind that it is very difficult and inappropriate for referees to make the signal of numbers greater than 15.

The number of each player must be visible on their back and be distinguishable from the main colour of the shirt. The competition rules must determine the size of the numbers and whether they are mandatory as well as their presence/size on other items of the players' basic equipment.

## LAW 5 – THE REFEREES

### **1** The authority of the referees

Each match is controlled by two referees – the referee and the second referee – who have full authority to enforce the Futsal Laws of the Game in connection with the match.

### **2** Decisions of the referees

The decisions of the referees regarding facts connected with play, including whether or not a goal is scored and the result of the match, are final. The decisions of the referees, and all other match officials, must always be respected.

The referees may not change a restart decision on realising it is incorrect or on the advice of another match official if play has restarted or the referees have signalled to confirm the end of the first or second period (including extra time) and left the pitch and its vicinity after the timekeeper has sounded the acoustic signal, or the match has been abandoned.

Sometimes, one of the assistant referees indicates/communicates a YC/RC offence but the referees do not see the indication or hear the communication until after play has restarted. The referees can still take the appropriate disciplinary action, but the restart associated with the offence does not apply.

The decisions of the referee prevail over those of the second referee whenever there is disagreement between them.

In the event of undue interference or improper conduct, the referee will relieve the second referee or the other match officials of their duties, arrange for them to be substituted and make a report to the appropriate authorities.



# 3 Powers and duties

## The referees:

- enforce the Futsal Laws of the Game;
- control the match in cooperation with the other match officials, where applicable;
- ensure that any ball used meets the requirements of Law 2;
- ensure that the players' equipment meets the requirements of Law 4;
- keep a record of match incidents;
- stop the match, at their discretion, for any offences against the Futsal Laws of the Game;
- stop, suspend or abandon the match due to any other issue, such as because of outside interference; e.g. if:
  - the floodlights are inadequate;
  - an object thrown/kicked by a spectator hits a match official, player, substitute or team official – the referee may allow the match to continue or stop, suspend or abandon it depending on the severity of the incident;
  - a spectator blows a whistle which interferes with play – play is stopped and restarted with a dropped ball;
  - an extra ball, other object or animal enters the pitch during the match – the referees must:
    - stop play (and restart with a dropped ball) if it interferes with play, unless the ball is going into the goal and the interference does not prevent a defending-team player playing the ball; in such cases, the goal is awarded if the ball enters the goal (even if contact was made with the ball) unless the interference was by the attacking team;
    - allow play to continue otherwise and have it removed at the earliest possible opportunity;
- stop play if, in their opinion, a player is seriously injured and ensure that the player is removed from the pitch. An injured player, including a goalkeeper, may not be treated on the pitch, may only return to the pitch after the match has restarted and must enter the pitch from their team's substitution zone. The only exceptions to the requirement to leave the pitch are when:
  - a goalkeeper and an outfield player have collided and need attention;
  - players from the same team have collided and need attention;
  - a severe injury has occurred;
  - a player is injured as a result of a physical offence for which the opponent is cautioned or sent off (e.g. a reckless or serious foul challenge), if the assessment/treatment is completed quickly;
  - a penalty kick has been awarded and the injured player will be the kicker;
  - a penalty kick has been awarded and the injured player will be the goalkeeper;

- ensure that any player bleeding leaves the pitch. The player may only re-enter on receiving a signal from the referees, who must be satisfied that the bleeding has stopped and there is no blood on the equipment;
- ensure that, if the doctors and/or stretcher-bearers have been authorised to enter the pitch, the player leaves on a stretcher or on foot. A player who does not comply must be cautioned for unsporting behaviour;
- show the relevant caution or red card, if they have decided to caution or send off a player who is injured and has to leave the pitch for treatment, before the player leaves the pitch;
- in instances when play has been stopped, restart play with a dropped ball if the match has not been stopped for another reason or if an injury suffered by a player is not the result of an offence;
- allow play to continue until the ball is out of play if a player is, in their opinion, only slightly injured;
- allow play to continue when the team against which an offence has been committed stands to benefit from such an advantage and penalise the original offence if the anticipated advantage does not ensue at that time or within a few seconds;
- punish the more serious offence when more than one offence occurs at the same time;
- take disciplinary action against players guilty of cautionable and sending-off offences. They are not obliged to take this action immediately but must do so when the ball next goes out of play;
- take action against team officials who fail to conduct themselves in a responsible manner and warn them, caution them or send them off from the pitch and its immediate surrounds, including the technical area. If the offender cannot be identified, the senior coach present in the technical area will receive the sanction. A medical team official who commits a sending-off offence may remain if the team has no other medical person available, and act if a player needs medical attention;
- make a decision with the assistance of the other match officials regarding incidents that the referees have not seen;
- ensure that no unauthorised persons enter the pitch;
- indicate the restart of the match after it has been stopped;
- give the signals described in the section entitled Referee and Other Match Official Signals;
- take a position on and around the pitch as described in the relevant sections of the Practical Guidelines for Futsal Referees and Other Match Officials, when required to do so;
- provide the appropriate authorities with a match report, which includes information on any sanctions imposed on players and/or team officials and any other incidents that occurred before, during or after the match.

**The referee:**

- acts as the timekeeper and third referee in the event that these two other match officials are not present;
- suspends or abandons the match, at their discretion, for any offences against the Futsal Laws of the Game;
- suspends or abandons the match, at their discretion, because of outside interference of any kind.

**The second referee:**

- replaces a referee who becomes injured or indisposed.

## 4 Liability of the match officials

The referees (or where applicable, the other match officials) are not held liable for:

- any kind of injury suffered by a player, official or spectator;
- any damage to property of any kind;
- any other loss suffered by any individual, club, company, association or other body, which is due or which may be due to any decision that they may take under the terms of the Futsal Laws of the Game or in respect of the normal procedures required to hold, play and control a match.

Such decisions may include:

- a decision that the condition of the pitch or its surrounds is such or that the weather conditions are such as to allow or not to allow a match to take place;
- a decision to abandon a match for whatever reason;
- a decision as to the suitability of the accessories, the ball and equipment used during a match;
- a decision to stop or not to stop a match due to spectator interference or any problem in spectator areas;
- a decision to stop or not to stop play to allow an injured player to be removed from the pitch for treatment;
- a decision to require an injured player to be removed from the pitch for treatment (aside from the exceptions listed above);
- a decision to allow or not to allow a player to wear certain apparel or equipment;
- a decision (where they have the authority) to allow or not to allow any persons (including team or venue officials, security officers, photographers or other media representatives) to be present in the vicinity of the pitch;

- any other decision that they may take in accordance with the Futsal Laws of the Game or in conformity with their duties under the terms of FIFA, confederation, member association or competition rules or regulations under which the match is played.

## 5 International matches

A second referee is mandatory for international matches.

## 6 Referees' equipment

### Compulsory equipment

Referees must have the following equipment:

- at least one whistle
- red and yellow cards
- a notebook (or another means of keeping a record of the match)
- at least one watch

### Other equipment

Referees may be permitted to use:

- equipment for communicating with other match officials – headsets, etc.;
- EPTS or other fitness monitoring equipment.

Referees are prohibited from wearing any other electronic equipment, including cameras.

Referees and other match officials are also prohibited from wearing jewellery (although the referee is permitted to wear a watch or similar device to time the match if the timekeeper is absent).

## LAW 6 – THE OTHER MATCH OFFICIALS

### 1 The assistant referees

Two assistant referees may be appointed (a third referee and a timekeeper) who must perform their duties in accordance with the Futsal Laws of the Game. They are positioned off the pitch, level with the halfway line and on the same side as the substitution zones. The timekeeper remains seated at the timekeeper's table, while the third referee's duties may be performed either seated or standing up.

The timekeeper and the third referee are equipped with a suitable chronometer and the necessary equipment to keep a record of accumulated fouls, which are supplied by the association or club under whose jurisdiction the match is being played.

They are provided with a timekeeper's table in order to perform their duties correctly.

### 2 Powers and duties

#### **The third referee:**

- assists the referees and the timekeeper;
- keeps a record of the players taking part in the match;
- monitors the replacement of balls at the request of the referees;
- checks the substitutes' equipment before they enter the pitch;
- records the goalscorers' numbers;
- informs the on-pitch referees regarding any offence, misconduct or unsporting behaviour by any participant in the match, which the referees may decide to take into consideration or not;
- informs the timekeeper of a request for a timeout when a team official makes one;
- gives the mandatory timeout signal once the timekeeper has sounded the acoustic signal, to inform the referees and the teams that the timeout has been granted;
- keeps a record of the timeouts requested;
- keeps a record of the accumulated fouls by each team signalled by the referees in each period of play;
- gives the mandatory signal that one team has committed five accumulated fouls in one period of play;

- places a clearly visible sign on the timekeeper's table to indicate that a team has committed five accumulated fouls in one period of play;
- records the names and numbers of any players cautioned or sent off;
- hands a document to the officials of each team before the start of each period of play with which they can request timeouts, and collects these documents at the end of each period if no timeouts have been requested;

# FIFA®

TIMEOUT  
TEMPS MORT  
TIEMPO MUERTO  
AUSZEIT

- hands a document to the officials of each team which indicates when a substitute can enter the pitch to replace a player who has been sent off;

# FIFA®

**THE SUBSTITUTE MAY ENTER THE PITCH WHEN THERE IS/ARE \_\_\_\_ MINUTE(S) AND \_\_\_\_ SECOND(S) LEFT ON THE CHRONOMETER BEFORE THE END OF THE \_\_\_\_ PERIOD.**

**LE REMPLAÇANT POURRA ENTRER SUR LE TERRAIN QUAND LE CHRONOMÈTRE INDIQUERA \_\_\_\_ MINUTE(S) ET \_\_\_\_ SECONDE(S) AVANT LA FIN DE LA \_\_\_\_ PÉRIODE.**

**EL SUPLENTE PODRÁ ENTRAR EN EL TERRENO DE JUEGO CUANDO EL CRONÓMETRO INDIQUE \_\_\_\_ MINUTO(S) Y \_\_\_\_ SEGUNDO(S) PARA FINALIZAR EL \_\_\_\_ PERIODO.**

**DER AUSWECHSELSPIELER DARF DAS SPIELFELD BETRETEN, WENN IN DER \_\_\_\_ HALBZEIT NOCH \_\_\_\_ MINUTE(N) UND \_\_\_\_ SEKUNDE(N) ZU SPIELEN SIND.**

- under the referees' supervision, checks the re-entry of a player who has left the pitch to correct their equipment;
- under the referees' supervision, checks the re-entry of a player who has left the pitch due to an injury of any kind;
- signals to the referees when an obvious error has been made in cautioning or

sending off a player or if an act of violent conduct has been committed out of their field of vision. In any case, the referees decide on any facts connected with play;

- supervises the conduct of the persons situated in the technical area and on the benches, and informs the referees of any inappropriate behaviour;
- keeps a record of stoppages in play because of outside interference and the reasons for them;
- assists the referees by providing any other relevant information regarding the match;
- takes a position on the pitch as described in the relevant sections of the Practical Guidelines for Futsal Referees and Other Match Officials, when required to do so;
- replaces the second referee in the event that the referee or second referee becomes injured or indisposed.

### **The timekeeper:**

ensures that the duration of the match complies with the provisions of Law 7 by:

- starting the chronometer after the first kick-off in each period has been taken correctly;
- stopping the chronometer when the ball is out of play;
- restarting the chronometer after play has been correctly resumed following a kick-in, a goal clearance, a corner kick, a kick-off, a free kick, a penalty kick or a dropped ball;
- stopping the chronometer after a goal has been scored, after a penalty kick or a free kick has been awarded, or after a player has been injured;
- stopping the chronometer whenever the referees signal to them to do so;
- recording the goals, accumulated fouls and periods of play on the public scoreboard, if one is available;
- indicating a team's request for a timeout with a different whistle or acoustic signal from the one used by the referees, after being informed of the request by the third referee or one of the on-pitch referees;
- timing the one-minute timeout;
- indicating the end of the one-minute timeout with a different whistle or acoustic signal from the one used by the referees;
- indicating the fifth accumulated foul by a team with a different whistle or acoustic signal from the one used by the referees, after being informed by the third referee;
- timing a team's two-minute numerical reduction;
- signalling the end of the first period, the end of the match or the end of the periods of extra time, if extra time is played, with a different whistle or acoustic signal from the one used by the referees;

- taking a position by the pitch as described in the relevant sections of the Practical Guidelines for Futsal Referees and Other Match Officials;
- performing the specific duties of the third referee in the event of the latter's absence, if a reserve assistant referee is not appointed;
- providing any other relevant information regarding the match.

### 3 International matches

For international matches, the presence of a third referee and a timekeeper is mandatory.

For international matches, the chronometer used must incorporate all the necessary functions (precise timekeeping and a device to time one or more two-minute numerical reductions simultaneously and monitor the accumulation of fouls by each team during each period of play).

### 4 Reserve assistant referee (RAR)

In tournaments or competitions where this figure is appointed, the reserve assistant referee's role and duties must be in accordance with the provisions stipulated in the Futsal Laws of the Game.

#### **The reserve assistant referee:**

- is appointed under the competition rules and replaces the third referee if any of the referees are unable to continue officiating the match;
- assists the referees at all times, including with any administrative duties before, during and after the match, as required by the referees;
- submits a report after the match to the appropriate authorities on any misconduct or any other incident that occurred out of the view of the referees, and also advises the referees of any report being made;
- records all incidents occurring before, during and after the match;
- carries an alternative manual chronometer in case it is required due to an incident of any kind;
- takes a position so as to be able to assist the referees by providing any relevant information regarding the match.



## LAW 7 – THE DURATION OF THE MATCH

### 1 Periods of play

The match lasts for two equal periods of 20 minutes of playing time, which may only be reduced if permitted by competition rules.

### 2 Ending the periods of play

The timekeeper signals the end of each 20-minute period (and the extra-time periods) with an acoustic signal.

- The period finishes when the acoustic signal sounds, even if the referees do not signal the end by blowing their whistle.
- If a direct free kick beginning with the sixth accumulated foul (DFKSAF) or a penalty kick is awarded when a period is about to end, the period will be considered to have ended once the kick has been completed. Either kick is considered completed when, after the ball is in play, one of the following occurs:
  - the ball stops moving or goes out of play;
  - the ball is played by any player (including the kicker) other than the defending goalkeeper;
  - the referees stop play for an offence by the kicker or a team-mate of the kicker.

If a defending-team player commits an offence before the kick is completed, the referees continue the game by ordering a retake or awarding a further DFKSAF or penalty kick as appropriate, in line with the Futsal Laws of the Game.

- A goal scored in accordance with Laws 1 and 10 but after the end of the period, as indicated by the timekeeper with the acoustic signal, will only be allowed in the above situations.

Periods of play will not be extended in any other case.

### 3 Timeout

The teams are entitled to a one-minute timeout in each period.

The following conditions apply:

- The team officials are authorised to submit a request for a one-minute timeout to the third referee, or to the timekeeper if there is no third referee, using the document provided.
- The timekeeper grants a timeout when the team that has requested it is in possession of the ball and the ball is out of play, using a different whistle or acoustic signal from the ones used by the referees.
- During a timeout:
  - the players may remain on or off the pitch. In order to have a drink, the players must leave the pitch;
  - the substitutes must stay off the pitch;
  - the team officials are not allowed to give instructions on the pitch.
- Substitutions may only be made after the acoustic signal or whistle has sounded to indicate the end of the timeout.
- A team that does not request a timeout in the first period of the match is still only entitled to one timeout during the second period.
- If there is neither a third referee nor a timekeeper, a team official may ask the referees for a timeout.
- There are no timeouts allowed during extra time, if played.

## **4** Half-time interval

Players are entitled to an interval at half-time, not exceeding 15 minutes. If extra time is played, there is no interval between the two periods: the teams simply change halves of the pitch and the team officials and substitutes switch benches. However, a short drinks break (which should not exceed one minute) is permitted at half-time in extra time.

Competition rules must state the duration of the half-time interval, and it may be altered only with the referees' permission.

## **5** Abandoned match

An abandoned match is replayed unless the competition rules or organisers determine otherwise.

## LAW 8 – THE START AND RESTART OF PLAY

A kick-off starts both periods of a match and both periods of extra time, and restarts play after a goal has been scored. Free kicks (direct or indirect), penalty kicks, kick-ins, goal clearances and corner kicks are other restarts.

A dropped ball is the restart when the referees stop play and the Law does not require one of the above restarts.

If an offence occurs when the ball is not in play, this does not change how play is restarted.

### 1 Kick-off

#### Procedure

- The team that wins the toss of a coin decides which goal to attack in the first period or to take the kick-off.
- Depending on the above, the other team takes the kick-off or decides which goal to attack in the first period.
- The team that decided which goal to attack in the first period takes the kick-off to start the second period.
- For the second period, the teams change ends and attack the opposite goals.
- At half-time, each team changes benches so that its bench is on the defensive side of the pitch.
- After a team scores a goal, the kick-off is taken by the other team.

For every kick-off:

- All players, except the player taking the kick-off, must be in their own half of the pitch.
- The opponents of the team taking the kick-off must be at least 3m from the ball until it is in play.
- The ball must be stationary on the centre mark.
- Whichever of the on-pitch referees is situated on the bench side indicates that the kick-off can be taken by signalling with the whistle.
- The ball is in play when it is kicked and clearly moves.
- A goal may be scored directly against the opponents from the kick-off; if the ball directly enters the kicker's goal, a corner kick is awarded to the opponents.

## Offences and sanctions

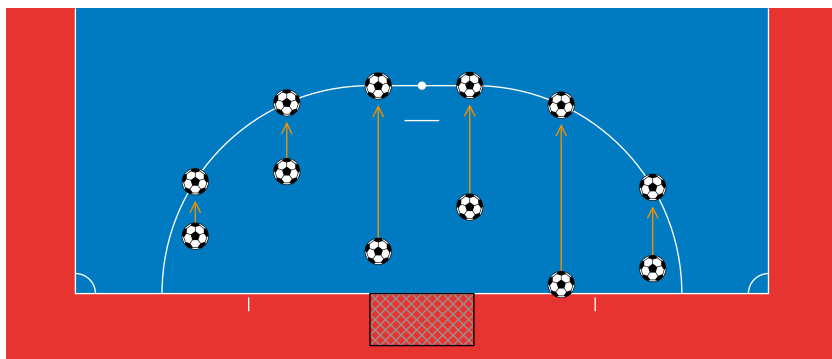
If the player taking the kick-off touches the ball again before it has touched another player, an indirect free kick, or for a handball offence, a direct free kick, is awarded.

In the event of any other kick-off procedure offence, the kick-off is retaken.

## 2 Dropped ball

### Procedure

- The ball is dropped for one player of the team that last touched the ball at the position of the ball when play was stopped or where it last touched a player, an outside agent or a match official, unless this was in the defending team's penalty area and the last team to touch the ball was the attacking team. In that case, the ball is dropped for one of the attacking team's players on the penalty-area line at the point nearest to the position of the ball when play was stopped or to where it last touched a player, an outside agent or a match official, following an imaginary line parallel to the touchline (as illustrated below).



- All other players (of both teams) must remain at least 2m from the ball until it is in play.
- The ball is in play when it touches the pitch, whereupon any player (from either team) may play the ball.

**Offences and sanctions**

- The ball is dropped again if it:
  - touches a player before it touches the pitch;
  - goes out of play after it touches the pitch, without touching a player.
- If a dropped ball enters the goal without touching at least two players, play is restarted with:
  - a goal clearance if it enters the opponents' goal;
  - a corner kick if it enters the goal of the player to whom the ball is dropped.

However, if a dropped ball enters either goal without touching at least two players due to circumstances beyond the control of the player to whom it is dropped (such as the facility conditions or the ball being improperly dropped), the ball should be dropped again.

## LAW 9 – THE BALL IN AND OUT OF PLAY

### 1 Ball out of play

The ball is out of play when:

- it has wholly passed over the goal line or touchline on the floor or in the air;
- play has been stopped by the referees;
- it hits the ceiling.

The ball is also out of play when it touches a match official, remains on the pitch and:

- a team starts a promising attack; or
- the ball goes directly into the goal; or
- the team in possession of the ball changes.

In these three cases involving the ball touching a match official, play is restarted with a dropped ball.

### 2 Ball in play

The ball is in play at all other times when it touches a match official, as well as when it rebounds off a goalpost or the crossbar and remains on the pitch.

### 3 Indoor pitch

The minimum height of ceilings shall be stipulated in the competition rules.

If the ball hits the ceiling while in play, the game is restarted with a kick-in, to be taken by the opponents of the team that last touched the ball. The kick-in is taken from the point on the touchline nearest to the place on the floor above which the ball hit the ceiling.

**LAW 10 – DETERMINING THE OUTCOME OF A MATCH****1 Goal scored**

A goal is scored when the whole of the ball passes over the goal line, between the goalposts and under the crossbar, provided that no offence has been committed by the team scoring the goal.

If the goal is moved or overturned by a defending-team player (including the goalkeeper), whether accidentally or deliberately, and the referees confirm the ball has passed over the goal line and would have entered the goal between the normal position of the goalposts (as stipulated in Law 1), the referees shall award a goal. If the goal was moved or overturned deliberately, the referees shall caution the offending player.

If an attacking-team player, including the goalkeeper, moves or overturns the goal, the referees shall disallow the goal. If it was deliberate, the player must be cautioned.

If the goalkeeper throws the ball directly into the opponents' goal, a goal clearance shall be awarded, except where domestic rules outlaw the throwing of the ball directly over the halfway line in youth, veterans', disability and/or grassroots futsal. In that case, an indirect free kick is awarded to the opposing team, to be taken from the place where the ball crossed the halfway line.

**No goal**

If one of the referees signals a goal before the ball has passed wholly over the goal line (between the goalposts, as stipulated in Law 1) and immediately realises that an error has been made, play is restarted with a dropped ball.

**2 Winning team**

The team scoring the greater number of goals during a match is the winner. If both teams score an equal number of goals, or if no goals are scored, the match is drawn.

When the competition rules require there to be a winning team after a drawn match or home-and-away tie, the only permitted procedures to determine the winning team are:

- the away-goals rule
- two equal periods of extra time not exceeding five minutes each. The competition rules must stipulate the duration of the two equal periods of extra time
- kicks from the penalty mark

A combination of the above procedures may be used.

### **3 Kicks from the penalty mark**

Kicks from the penalty mark are taken after the match has ended and, unless otherwise stated, the relevant Futsal Laws of the Game apply.

Kicks from the penalty mark are not part of the match.

A player who has been sent off during the match is not permitted to take part; warnings and cautions issued during the match are not carried forward into kicks from the penalty mark.

#### **Procedure**

##### **Before kicks from the penalty mark start**

- Unless there are other considerations (e.g. pitch condition, safety, camera placement, etc.) or the competition rules specify otherwise, the referee tosses a coin to decide the goal at which the kicks will be taken.
- The referee tosses a coin and the team that wins the toss decides whether to take the first or second kick.
- All players and substitutes are eligible to take kicks from the penalty mark, except those players who, when the match or extra time finishes, are injured or have been sent off.
- Each team is responsible for selecting from the eligible players and substitutes as well as the order in which they will take the kicks. The referees do not need to be informed of the order.
- If, at the end of the match or extra time, and before the kicks from the penalty mark start, one team has a greater number of players (including substitutes) than its opponents, it may choose to reduce its numbers to the same number as its opponents and the referees must be informed of the name and number of each player excluded, if any. Any excluded player is not eligible to take part in the kicks (except as outlined below).



- A goalkeeper who is unable to continue before or during the kicks may be replaced by a player or substitute excluded to equalise the number of players, but the replaced goalkeeper takes no further part and may not take a kick.
- If the goalkeeper has already taken a kick, the replacement may not take a kick until the next round of kicks.

### **During kicks from the penalty mark**

- Only eligible players and substitutes, the referees and the other match officials are permitted to remain on the pitch.
- All eligible players and substitutes, except the player taking the kick and the two goalkeepers, must remain within the centre circle or either on or close behind the halfway line.
- The goalkeeper of the kicker's team must remain on the pitch, outside the penalty area, approximately in line with but at least 5m away from the penalty mark and on the opposite side of the pitch to the benches and the second referee.
- Any eligible player or substitute may change places with the goalkeeper.
- The kick is completed when the ball stops moving or goes out of play or when the referees stop play for any offence; the kicker may not play the ball a second time.
- The referees keep a record of the kicks.
- If the goalkeeper commits an offence and, as a result, the kick is retaken, the goalkeeper is warned for the first offence and cautioned for any subsequent offence(s).
- If the kicker is penalised for an offence committed after the referees have signalled for the kick to be taken, that kick is recorded as missed and the kicker is cautioned.
- If both the goalkeeper and the kicker commit an offence at the same time, the kick is recorded as missed and the kicker is cautioned.
- If, during the kicks from the penalty mark, one team's number of players is reduced, the team with more players may choose to reduce its numbers to the same number and the referees must be informed of the name and number of each player excluded, if any. Any excluded player is not eligible to take further part in the kicks (except as outlined above).

**Subject to the conditions explained below, both teams take five kicks:**

- The kicks are taken alternately by the teams.
- Each kick is taken by a different kicker, and all eligible players and substitutes must take a kick before any player or substitute can take a second kick.
- The above principle continues for any subsequent sequence of kicks but a team may change the order of kickers.
- If, before both teams have taken five kicks, one has scored more goals than the other could score, even if it were to complete its five kicks, no more kicks are taken.
- If the scores are level after both teams have taken five kicks, kicks continue until one team has scored one goal more than the other from the same number of kicks.
- Kicks from the penalty mark must not be delayed for a player who leaves the pitch. The player's kick will be forfeited (not scored) if the player does not return in time to take a kick.

**Substitutions and sendings-off during kicks from the penalty mark**

- A player or substitute may be cautioned or sent off.
- A goalkeeper who is sent off must be replaced by an eligible player or substitute.
- A player or substitute other than the goalkeeper who is unable to continue may not be replaced.
- The referees must not abandon the match if a team is reduced to fewer than three players.

## **4** Away goals

Competition rules may provide that, where teams play each other home and away, if the aggregate score is equal after the second match, any goals scored on the pitch of the opposing team will count double.

**LAW 11 – OFFSIDE**

There is no offside in futsal.

## LAW 12 – FOULS AND MISCONDUCT

Direct and indirect free kicks and penalty kicks can only be awarded for offences committed when the ball is in play.

### 1 Direct free kick

A direct free kick is awarded if a player commits any of the following offences against an opponent in a manner considered by the referees to be careless, reckless or using excessive force:

- charges
- jumps at
- kicks or attempts to kick
- pushes
- strikes or attempts to strike (including head-butt)
- tackles or challenges
- trips or attempts to trip

If an offence involves contact, it is penalised with a direct free kick or penalty kick.

- “Careless” is when a player shows a lack of attention or consideration when making a challenge or acts without precaution. No disciplinary sanction is needed.
- “Reckless” is when a player acts with disregard to the danger to, or consequences for, an opponent and must be cautioned.
- “Using excessive force” is when a player exceeds the necessary use of force and/or endangers the safety of an opponent and must be sent off.

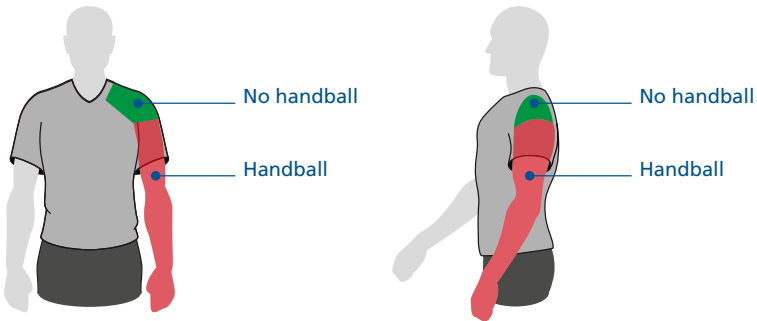
A direct free kick is also awarded if a player commits any of the following offences:

- a handball offence (except for the goalkeeper within their penalty area)
- holding an opponent
- impeding an opponent with contact
- biting or spitting at someone on the team lists or a match official
- throwing/kicking an object at the ball, an opponent or a match official, making contact with the ball with a held object, or deliberately moving the goal such that the goal makes contact with the ball

All of the offences listed in this section count as accumulated fouls.

## Handling the ball

For the purposes of determining handball offences, the upper boundary of the arm is in line with the bottom of the armpit.



Not every touch of a player's hand/arm with the ball is an offence.

It is an offence if a player:

- deliberately touches the ball with their hand/arm, for example moving the hand/arm towards the ball.
- touches the ball with their hand/arm when it has made their body unnaturally bigger. A player is considered to have made their body unnaturally bigger when the position of their hand/arm is not a consequence of, or justifiable by, the player's body movement for that specific situation. By having their hand/arm in such a position, the player takes a risk of their hand/arm being hit by the ball and being penalised.
- scores in the opponents' goal:
  - directly from their hand/arm, even if accidental, including by the goalkeeper;
  - immediately after the ball has touched their hand/arm, even if accidental.

If a goal is not scored immediately after a player accidentally touches the ball with their hand/arm, play should be continued, provided that the hand/arm did not make the player's body unnaturally bigger.

The goalkeeper has the same restrictions on handling the ball as any other player outside the penalty area. If the goalkeeper handles the ball inside their penalty area when not permitted to do so, an indirect free kick is awarded but there is no disciplinary sanction.

## 2 Indirect free kick

An indirect free kick is awarded if a player:

- plays in a dangerous manner (as defined below);
- impedes the progress of an opponent without any contact being made;
- is guilty of dissent, using offensive, insulting or abusive language and/or action(s) or other verbal offences;
- prevents the goalkeeper from releasing or throwing the ball from the hands or kicks or attempts to kick the ball when the goalkeeper is in the process of releasing or throwing it;
- initiates a deliberate trick for the ball to be passed (including from a free kick) to the goalkeeper with the head, chest, knee, etc. to circumvent the Law, whether or not the goalkeeper touches the ball with the hands; the goalkeeper is penalised if responsible for initiating the deliberate trick;
- commits any other offence not mentioned in the Futsal Laws for which play is stopped to caution or send off a player.

An indirect free kick is also awarded if a goalkeeper commits any of the following offences:

- controls the ball with the hands, arms or feet in their own half of the pitch for more than four seconds;
- after playing the ball, wherever on the pitch, touches it again in their own half of the pitch after it has been deliberately played to the goalkeeper by a team-mate without an opponent playing or touching it;
- touches the ball with the hands or arms inside their own penalty area after it has been deliberately kicked to the goalkeeper by a team-mate (including from a kick-in);
- where this is outlawed by domestic rules for youth, veterans', disability and/or grassroots futsal, throws the ball directly over the halfway line (the free kick is to be taken from the place where the ball crossed the halfway line).

A goalkeeper is considered to be in control of the ball when:

- the ball is between the hands or between the hand and any surface (e.g. the pitch, own body) or when touching it with any part of the hands or arms;
- holding the ball in an outstretched open hand;
- bouncing it on the pitch or throwing it in the air.

### **Playing in a dangerous manner**

Playing in a dangerous manner is any action that, while trying to play the ball, threatens injury to someone (including the players themselves), and includes preventing a nearby opponent from playing the ball for fear of injury.

A scissors or bicycle kick is permissible provided that it is not dangerous to an opponent.

### **Impeding the progress of an opponent without contact**

Impeding the progress of an opponent means moving into the opponent's path to obstruct, block, slow down or force a change of direction when the ball is not within playing distance of either player.

All players have a right to their position on the pitch; being in the way of an opponent is not the same as moving into the way of an opponent.

A player may shield the ball by taking a position between an opponent and the ball if the ball is within playing distance and the opponent is not held off with the arms or body. If the ball is within playing distance, the player may be fairly charged by an opponent.

### **Blocking an opponent**

Blocking an opponent can be considered a legitimate tactic in futsal, as long as the player blocking the opponent is stationary at the time of any contact and does not deliberately cause contact by moving or extending the body into the opponent's path, and the opponent has the opportunity to evade the block. A block can be performed against an opponent who may or may not have the ball.

## **3 Disciplinary action**

The referees have the authority to take disciplinary action from entering the pitch for the pre-match inspection until leaving the pitch after the match ends (including kicks from the penalty mark).

If, before entering the pitch at the start of the match, a player or team official commits a sending-off offence, the referees have the authority to prevent the player or team official from taking part in the match; the referees will report any other misconduct.

A player or team official who commits a cautionable or sending-off offence, either on or off the pitch, against any other person or the Futsal Laws of the Game, is disciplined according to the offence.

The yellow card communicates a caution and the red card communicates a sending-off.

Only a player, substitute or team official may be shown the red or yellow card.

## Players and substitutes

### Delaying the restart of play to show a card

Once the referees have decided to caution or send off a player, play must not be restarted until the sanction has been administered, unless the non-offending team takes a quick free kick, has a clear goalscoring opportunity and the referees have not started the disciplinary sanction procedure. The sanction is administered at the next stoppage; if the offence was denying the opposing team an obvious goalscoring opportunity, the player is cautioned; if the offence interfered with or stopped a promising attack, the player is not cautioned.

### Advantage

If the referees apply the advantage for an offence for which a caution/sending-off would have been issued had play been stopped, this caution/sending-off must be issued when the ball is next out of play. However, if the offence was denying the opposing team an obvious goalscoring opportunity, the player is cautioned for unsporting behaviour; if the offence was interfering with or stopping a promising attack, the player is not cautioned.

The advantage should not be applied in situations involving serious foul play, violent conduct, a second cautionable offence or a sixth (or subsequent) accumulated foul, unless there is a clear opportunity to score a goal. The referees must send off the player when the ball is next out of play, but if the player plays the ball or challenges/interferes with an opponent, the referees will stop play, send off the player and restart with an indirect free kick, unless the player committed a more serious offence.

If the advantage is applied and a second yellow card or red card is given after a goal is scored, the sanctioned team continues with the same number of players, with a substitute replacing the sent-off player. If a goal is not scored, the team continues with one fewer player.

If a defending-team player starts holding an attacking-team player outside the penalty area and continues to do so inside the penalty area, the referees must award a penalty kick.

### Cautionable offences

A player is cautioned if guilty of:

- delaying the restart of play;
- dissent by word or action;
- entering or leaving the pitch without one of the referees' permission or in contravention of the substitution procedure;



- failing to respect the required distance when play is restarted with a dropped ball, corner kick, free kick or kick-in;
- persistent offences (no specific number or pattern of offences constitutes “persistent”);
- unsporting behaviour.

A substitute is cautioned if guilty of:

- delaying the restart of play;
- dissent by word or action;
- entering the pitch in contravention of the substitution procedure;
- unsporting behaviour.

Where two separate cautionable offences are committed (even in close proximity), they should result in two cautions – for example, if a player does not enter the pitch via the substitution zone and commits a reckless tackle or stops a promising attack with a foul/handball, etc.

### **Cautions for unsporting behaviour**

There are different circumstances when a player must be cautioned for unsporting behaviour, including if a player:

- attempts to deceive the referees, e.g. by feigning injury or pretending to have been fouled (simulation);
- commits a direct-free-kick offence in a reckless manner;
- handles the ball to interfere with or stop a promising attack;
- commits any other offence which interferes with or stops a promising attack, except where the referees award a penalty kick for an offence which was an attempt to play the ball;
- denies an opponent an obvious goalscoring opportunity through an offence which was an attempt to play the ball and the referees award a penalty kick;
- handles the ball in an attempt to score a goal (whether or not the attempt is successful) or in an unsuccessful attempt to prevent a goal;
- stops a ball going into the goal by a handball offence when the goal is guarded by the goalkeeper;
- makes unauthorised marks on the pitch;
- plays the ball when leaving the pitch after being ordered to leave;
- shows a lack of respect for the game;
- initiates a deliberate trick for the ball to be passed (including from a free kick) to the goalkeeper with the head, chest, knee, etc. to circumvent the Law, whether or not the goalkeeper touches the ball with the hands; the goalkeeper is cautioned if responsible for initiating the deliberate trick;
- verbally distracts an opponent during play;

- deliberately moves or overturns the goal (without denying the opposing team a goal or an obvious goalscoring opportunity).

### **Celebration of a goal**

Players can celebrate when a goal is scored, but the celebration must not be excessive; choreographed celebrations are not encouraged and must not cause excessive time-wasting.

Leaving the pitch to celebrate a goal is not a cautionable offence but players should return as soon as possible.

A player must be cautioned, even if the goal is disallowed, for:

- approaching the spectators in a manner which causes safety and/or security issues;
- acting in a provocative, derisory or inflammatory way;
- covering the head or face with a mask or other similar item;
- removing the shirt or covering the head with the shirt.

### **Sending-off offences**

A player or substitute who commits any of the following offences is sent off:

- denying the opposing team a goal or an obvious goalscoring opportunity by a handball offence (except a goalkeeper within their own penalty area) or by moving or overturning the goal (such as when this prevents the ball from passing over the goal line)
- denying a goal or an obvious goalscoring opportunity (provided that the goal is unguarded by the defending goalkeeper) to an opponent whose overall movement is towards the offender's goal through an offence punishable with a free kick (unless as outlined below)
- serious foul play
- biting or spitting at someone
- violent conduct
- using offensive, insulting or abusive language and/or action(s)
- receiving a second caution in the same match

A player or substitute who has been sent off must leave the vicinity of the pitch and the technical area.

### **Denying a goal or an obvious goalscoring opportunity (DOGSO)**

Where a player denies the opposing team a goal or an obvious goalscoring opportunity by a handball offence, the player is sent off wherever the offence occurs.

Where a player commits an offence against an opponent within their own penalty area which denies the opponent an obvious goalscoring opportunity and the referees award a penalty kick, the offender is cautioned if the offence was an attempt to play the ball; in all other circumstances (e.g. holding, pulling, pushing, no possibility to play the ball, etc.), the offending player must be sent off.

A player, sent-off player, substitute or team official who enters the pitch without the required permission from one of the referees or in violation of the substitution procedure and interferes with play, committing an offence by denying the opposing team a goal or an obvious goalscoring opportunity, is guilty of a sending-off offence.

The following must be considered when determining whether it is a DOGSO situation:

- the distance between the offence and the goal
- the general direction of the play
- the likelihood of keeping or gaining control of the ball
- the location and number of defending outfield players, as well as the goalkeeper
- whether or not the goal is “unguarded”

If a goalkeeper is just in front of their own goal to guard it, it is considered that no DOGSO offence can be committed, even if the situation meets the other criteria for DOGSO.

If a goalkeeper denies the opposing team a goal or an obvious goalscoring opportunity by a handball offence outside the penalty area when their goal is unguarded or only guarded by an outfield defending-team player behind the goalkeeper, the goalkeeper is considered guilty of a sending-off offence.

If the number of attacking-team players is the same as or greater than the number of defending-team players (except the goalkeeper) when the goal is not guarded by the goalkeeper and other criteria for DOGSO are met, this can be considered a DOGSO situation.

If a substitute, sent-off player or team official denies the opposing team a goal or an obvious goalscoring opportunity by a handball offence or an offence punishable with a free kick, the number of players is reduced in accordance with Law 3.

**Serious foul play**

A tackle or challenge that endangers the safety of an opponent or uses excessive force or brutality must be sanctioned as serious foul play.

Any player who lunges at an opponent with excessive force when challenging for the ball from the front, from the side or from behind, whether using one or both legs, or who endangers the safety of an opponent is guilty of serious foul play.

**Violent conduct**

Violent conduct is when a player uses or attempts to use excessive force or brutality against an opponent when not challenging for the ball, or against any other person, regardless of whether contact is made.

Violent conduct may occur either on the pitch or outside its boundaries, whether the ball is in play or not.

The advantage should not be applied in situations involving violent conduct unless there is a clear subsequent opportunity to score a goal. In such a case, the referees must send off the player guilty of violent conduct when the ball is next out of play.

The referees are reminded that violent conduct often leads to mass confrontation between players; therefore, they must try to avert this with strict intervention.

A player or substitute who is guilty of violent conduct must be sent off.

## Team officials

Where an offence is committed by a team official and the offender cannot be identified, the senior team coach present in the technical area will receive the sanction.

### Warning

The following offences should usually result in a warning; repeated or blatant offences should result in a caution or sending-off:

- entering the pitch in a respectful/non-confrontational manner
- failing to cooperate with a match official, e.g. ignoring an instruction/request from an assistant referee
- minor/low-level disagreement (by word or action) with a decision
- occasionally leaving the confines of the technical area without committing another offence

### Caution

Cautionable offences by team officials include (but are not limited to):

- clearly/persistently not respecting the confines of their team's technical area
- delaying the restart of play by their team
- deliberately entering the technical area of the opposing team (non-confrontationally)
- dissent by word or action, including:
  - throwing/kicking drinks bottles or other objects
  - action(s) which show(s) a clear lack of respect for the match official(s), e.g. sarcastic clapping
- excessively/persistently gesturing for a red or yellow card
- acting in a provocative or inflammatory manner
- persistent unacceptable behaviour (including repeated warning offences)
- showing a lack of respect for the game

### Sending-off

Sending-off offences include (but are not limited to):

- delaying the restart of play by the opposing team, e.g. holding onto the ball, kicking the ball away, obstructing the movement of a player
- deliberately leaving the technical area to:
  - show dissent towards, or remonstrate with, a match official
  - act in a provocative or inflammatory manner
- entering the opposing technical area in an aggressive or confrontational manner
- deliberately throwing/kicking an object onto the pitch

- entering the pitch to:
  - confront a match official (including at half-time and full-time)
  - interfere with play, an opposing player or a match official
- physical or aggressive behaviour (including spitting or biting) towards any other person
- receiving a second caution in the same match
- using offensive, insulting or abusive language and/or action(s)
- using unauthorised electronic or communication equipment and/or behaving in an inappropriate manner as a result of using electronic or communication equipment
- violent conduct

### **Offences where an object is thrown/kicked (including the ball)**

In all cases, the referees take the appropriate disciplinary action:

- reckless – caution the offender for unsporting behaviour
- using excessive force – send off the offender for violent conduct

## **4 Restart of play after fouls and misconduct**

If the ball is out of play, play is restarted according to the previous decision.

The following restarts apply if the ball is in play and a player commits a physical offence on the pitch:

- against an opponent – an indirect or direct free kick or penalty kick
- against a team-mate, substitute, sent-off player, team official or match official – a direct free kick or penalty kick

All verbal offences are penalised with an indirect free kick.

If, when the ball is in play:

- a player commits an offence against a match official or an opposing player, substitute, sent-off player or team official off the pitch; or
- a substitute, sent-off player or team official commits an offence against, or interferes with, an opposing player or a match official off the pitch:

play is restarted with a free kick on the nearest boundary-line point to where the offence/interference occurred; a penalty kick is awarded if this is a direct-free-kick offence and the nearest boundary-line point lies on the part of the goal line that belongs to the offender's penalty area.

Even if a substitute, a sent-off player or a team official commits a direct-free-kick offence, this counts as an accumulated foul against their team.

If an offence is committed off the pitch by a player against a player, substitute or team official of their own team, play is restarted with an indirect free kick on the boundary line closest to where the offence occurred.

If a player makes contact with the ball with an object (a boot, shinguard, etc.) held in the hand, play is restarted with a direct free kick (or penalty kick).

If a player who is on or off the pitch throws or kicks an object (other than the match ball) at an opposing player, or throws or kicks an object (including a ball) at an opposing substitute, sent-off player, team official or a match official or the match ball, play is restarted with a direct free kick from the position where the object struck or would have struck the person or the ball, or with a penalty kick if this is within the offender's penalty area. If this position is off the pitch, the free kick is taken on the nearest point on the boundary line; a penalty kick is awarded if the closest boundary-line point lies on the part of the goal line that belongs to the offender's penalty area.

If a substitute, sent-off player, player temporarily off the pitch or team official throws or kicks an object onto the pitch and it interferes with play, an opponent or a match official, play is restarted with a direct free kick where the object interfered with play or struck or would have struck the opponent, match official or ball (or with a penalty kick if this is within the offender's penalty area).

If the referees stop play for an offence committed by a player, inside or outside the pitch, against an outside agent, play is restarted with a dropped ball, unless a free kick is awarded for leaving the pitch without the referees' permission.

## LAW 13 – FREE KICKS

### 1 Types of free kick

Direct and indirect free kicks are awarded to the opposing team of a player, substitute, sent-off player or team official guilty of an offence.

The four-second count must be shown clearly by one of the referees when a direct or indirect free kick is taken.

#### Indirect-free-kick signal

The referees indicate an indirect free kick by raising one arm above the head; this signal is maintained until the kick has been taken and the ball touches another player or goes out of play.

An indirect free kick must be retaken if either or both of the referees fail(s) to signal that the kick is indirect and the ball is kicked directly into the goal.

#### Ball enters the goal

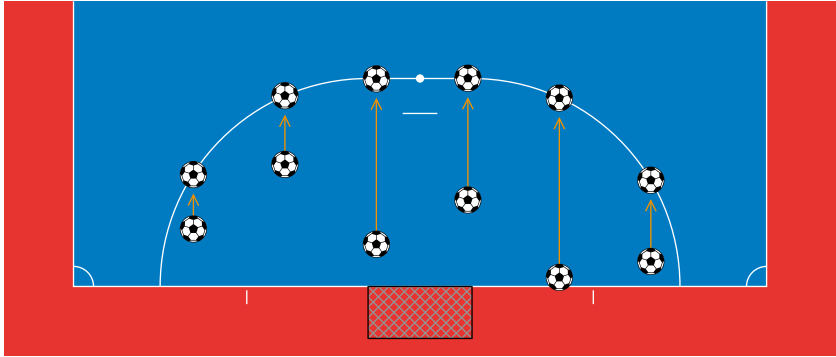
- If a direct free kick is kicked directly into the opponents' goal, a goal is awarded.
- If an indirect free kick is kicked directly into the opponents' goal, a goal clearance is awarded to the opponents (unless the indirect-free-kick signal was not made by either or both of the referees).
- If a direct or indirect free kick is kicked directly into the kicker's own goal, a corner kick is awarded to the opponents.

### 2 Procedure

All free kicks must be taken:

- within four seconds;
- from the place where the offence occurred, except:
  - free kicks to the defending team in its penalty area, which may be taken from anywhere in that area;
  - indirect free kicks for an offence committed by the defending team inside its own penalty area or for an applicable offence when play was stopped with the ball inside the defending team's penalty area, which are taken from the penalty-area line at the point nearest to the place where the offence was committed or the ball was located, following an imaginary line parallel to the touchline (as illustrated in the image below);





- indirect free kicks for offences involving a player entering, re-entering or leaving the pitch without permission, which are taken from the position of the ball when play was stopped, unless play was stopped with the ball inside the penalty area, in which case the free kick is to be taken from the penalty-area line at the point nearest to the place where the ball was located when play was stopped, following an imaginary line parallel to the touchline (see the image above). However, if a player commits an offence off the pitch, play is restarted with a free kick taken on the boundary line nearest to where the offence occurred; a penalty kick is awarded if this is a direct-free-kick offence and the closest boundary-line point lies on the part of the goal line that belongs to the offender's penalty area;
- where the Law designates another position.

#### **The ball:**

- must be stationary and the kicker must not touch it again until it has touched another player;
- is in play when it is kicked and clearly moves.

Until the ball is in play, all opponents must remain:

- at least 5m from the ball;
- outside the penalty area for free kicks inside the opponents' penalty area.

Where two or more defending-team players form a "wall", all attacking-team players must remain at least 1m from the "wall" until the ball is in play.

A free kick can be taken by lifting the ball with a foot or with both feet simultaneously.

Feinting to take a free kick is permitted as part of futsal.

If a player, while correctly taking a free kick, deliberately kicks the ball at an opponent in order to play the ball again but not in a careless or reckless manner or using excessive force, the referees allow play to continue.

### **3** Offences and sanctions

If, when a free kick is taken, an opponent is closer to the ball than the required distance, the kick is retaken unless the advantage can be applied; notwithstanding, if a player takes a free kick quickly and an opponent who is closer than 5m from the ball intercepts it, the referees allow play to continue. However, an opponent who deliberately prevents a free kick from being taken quickly must be cautioned for delaying the restart of play.

If, when a free kick is taken, an attacking-team player is less than 1m from a “wall” formed by two or more defending-team players, an indirect free kick is awarded to the defending team.

If, when a free kick is taken by the defending team inside its penalty area, any opponents are inside the penalty area because they did not have time to leave, the referees allow play to continue.

If an opponent who is in the penalty area when the free kick is taken, or who enters the penalty area before the ball is in play, touches or challenges for the ball before it is in play, the free kick is retaken.

If, after the ball is in play, the kicker touches the ball again before it has touched another player, an indirect free kick is awarded; if the kicker commits a handball offence:

- a direct free kick is awarded;
- a penalty kick is awarded if the offence occurred inside the kicker’s penalty area, unless the kicker was the goalkeeper, in which case an indirect free kick is awarded.

If the free kick is not taken within four seconds, an indirect free kick is awarded to the opposing team from the place where the kick was to be taken, except when a team commits such an offence inside its own penalty area; in that case, the indirect free kick is awarded to the opposing team on the penalty-area line at the point nearest to the place where the offence was committed, following an imaginary line parallel to the touchline (see the image in section 2 of this Law).

## **4** Accumulated fouls

- Accumulated fouls are those penalised with a direct free kick or penalty kick as specified in Law 12.
- The accumulated fouls committed by each team in each period are recorded in the match report.
- The referees may allow play to continue by applying the advantage if the offending team has not previously committed five accumulated fouls and the opposing team is not denied a goal or an obvious goalscoring opportunity.
- If they apply the advantage, the referees should use the mandatory signals to indicate an accumulated foul to the timekeeper and third referee as soon as the ball is out of play.
- If extra time is played, accumulated fouls from the second period of the match continue to count during extra time.

## **5** Direct free kick beginning with the sixth accumulated foul by each team in each period (DFKSAF)

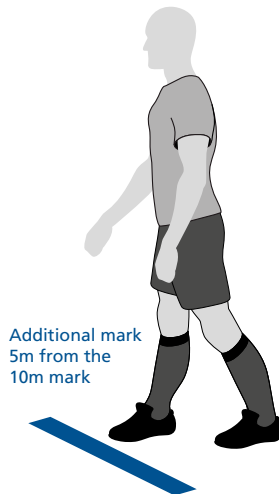
A direct free kick beginning with the sixth accumulated foul is awarded for the sixth accumulated foul and all subsequent such fouls committed by a team in each period. However, if the sixth or subsequent accumulated foul is committed inside the offender's penalty area, a penalty kick is awarded instead.

A goal may be scored directly from a DFKSAF and the kicker must attempt to do so.

The defending team's players may not form a "wall" to defend a DFKSAF.

## Procedure

- The ball must be stationary on the 10m mark or at the place where the DFKSAF offence was committed (provided that this was in the area between the defending team's goal line and the imaginary line outside the penalty area, 10m from and parallel to the goal line).
- If the DFKSAF offence was committed in this area, the kicker may choose to take the DFKSAF either on the 10m mark or from the place where the foul was committed.
- The goalposts, crossbar and goal net must not be moving.
- The player taking the DFKSAF must be clearly identified.
- The defending goalkeeper must be at least 5m away from the ball until it has been kicked.
- The players, other than the kicker and defending goalkeeper, must be:
  - on the pitch;
  - at least 5m from the ball;\*
  - behind the ball;
  - outside the penalty area.



*\* A player's position at a restart is determined by the position of their feet or any part of their body which is touching the pitch (see Futsal Terms).*

- After the players have taken positions in accordance with this Law, one of the referees signals for the DFKSAF to be taken.
- The player taking the DFKSAF must kick the ball towards the opponents' goal and with the intention of scoring a goal directly; back-heeling is permitted

provided the ball moves towards the opponents' goal and it is an attempt to score directly.

- The ball is in play when it is kicked and clearly moves towards the opponents' goal.
- The kicker must not play the ball again until it has touched another player.
- If a DFKSAF is awarded when a period is about to end, the period will be considered to have ended when the DFKSAF has been completed. The kick is considered completed when, after the ball is in play, one of the following occurs:
  - the ball stops moving or goes out of play;
  - the ball is played by any player (including the kicker) other than the defending goalkeeper;
  - the referees stop play for an offence by the kicker or a team-mate of the kicker.

### **Offences and sanctions**

- Once the referees have signalled for a DFKSAF to be taken, the kick must be taken within four seconds. If the kick is not taken within four seconds, an indirect free kick is awarded to the opposing team from the place where the kick was to be taken.
- If, before the ball is in play, one of the following occurs:
  - the player taking the DFKSAF or a team-mate commits an offence:
    - if the ball enters the goal, the kick is retaken;
    - if the ball does not enter the goal, the referees stop play and restart with an indirect free kick to the opposing team;
 except for the following situations, when play will be stopped and restarted with an indirect free kick to the opposing team, regardless of whether or not a goal is scored:
    - a DFKSAF is not kicked towards the opponents' goal and with the intention of scoring a goal directly;
    - a team-mate of the identified kicker takes the kick: the referees caution the player who took the kick;
    - the kicker feints to kick the ball after having completed the run-up (feinting in the run-up is permitted): the referees caution the kicker.
  - the defending goalkeeper commits an offence:
    - if the ball enters the goal, a goal is awarded;
    - if the ball misses the goal or rebounds from the crossbar or goalpost(s), the kick is only retaken if the goalkeeper's offence clearly impacted on the kicker;

→ if the ball is prevented from entering the goal by the goalkeeper, the kick is retaken.

If the goalkeeper's offence results in the kick being retaken, the goalkeeper is warned for the first offence in the game and cautioned for any subsequent offence(s) in the game.

- a team-mate of the defending goalkeeper commits an offence:
  - if the ball enters the goal, a goal is awarded;
  - if the ball does not enter the goal, the kick is retaken; the offender is warned for the first offence in the game and cautioned for any subsequent offence(s) in the game.
- a player of both teams commits an offence, the kick is retaken unless a player commits a more serious offence (e.g. illegal feinting); the offenders are warned for the first offence in the game and cautioned for any subsequent offence(s) in the game.
- both the defending goalkeeper and the kicker commit an offence at the same time, the kicker is cautioned and play restarts with an indirect free kick to the defending team.

An opponent who obstructs the kicker from moving towards the ball when a DFKSAF is going to be taken must be cautioned, even if the offender was respecting the 5m minimum distance.

- If, after the DFKSAF has been taken:
  - the kicker touches the ball again before it has touched another player:
    - an indirect free kick (or a direct free kick for a handball offence) is awarded to the opposing team.
  - the ball is touched by an outside agent as it moves towards the opponents' goal:
    - the kick is retaken unless the ball is going into the goal and the interference does not prevent the defending goalkeeper or a defending-team player from playing the ball, in which case the goal is awarded if the ball enters the goal (even if contact was made with the ball) unless the interference was by the attacking team.
  - the ball rebounds into the pitch from the goalkeeper, the crossbar or the goalposts and is then touched by an outside agent:
    - the referees stop play;
    - play is restarted with a dropped ball at the position where the ball touched the outside agent.

## Summary table

<b>Outcome of the direct free kick beginning with the sixth accumulated foul (DFKSAF)</b>		
<b>Offence</b>	<b>Ball enters goal</b>	<b>Ball does not enter goal</b>
Encroachment by attacking-team player	DFKSAF is retaken	Indirect free kick to defending team
Encroachment by defending-team player	Goal	DFKSAF is retaken and warning for defending-team player; caution for any further offence(s)
Encroachment by defending- and attacking-team player	DFKSAF is retaken	DFKSAF is retaken and warning for offending players; caution for any further offence(s)
Offence by goalkeeper	Goal	Not saved: DFKSAF is not retaken (unless kicker is clearly impacted) Saved: DFKSAF is retaken and warning for goalkeeper; caution for any further offence(s)
Ball not kicked towards opponents' goal and with intention of scoring directly	Indirect free kick to defending team	Indirect free kick to defending team
Illegal feinting	Indirect free kick to defending team and caution for kicker	Indirect free kick to defending team and caution for kicker
Wrong kicker (not identified)	Indirect free kick to defending team and caution for wrong kicker	Indirect free kick to defending team and caution for wrong kicker
Goalkeeper and kicker commit offence at same time	Indirect free kick to defending team and caution for kicker	Indirect free kick to defending team and caution for kicker

## LAW 14 – THE PENALTY KICK

A penalty kick is awarded if a player commits a direct-free-kick offence inside their penalty area or off the pitch as part of play as outlined in Law 12.

A goal may be scored directly from a penalty kick.

### **1** Procedure

The ball must be stationary on the penalty mark and the goalposts, crossbar and goal net must not be moving.

The player taking the penalty kick must be clearly identified.

The defending goalkeeper must remain on the goal line, facing the kicker, between the goalposts, without touching the goalposts, crossbar or goal net, until the ball has been kicked.

The players other than the kicker and goalkeeper must be:

- on the pitch;
- at least 5m from the penalty mark;
- behind the penalty mark;
- outside the penalty area.

After the players have taken positions in accordance with this Law, one of the referees signals for the penalty kick to be taken.

The player taking the penalty kick must kick the ball forwards; back-heeling is permitted provided the ball moves forwards.

When the ball is kicked, the defending goalkeeper must have at least part of one foot touching, or in line with, the goal line.

The ball is in play when it is kicked forwards and clearly moves.

The kicker must not play the ball again until it has touched another player.



If a penalty kick is awarded when a period is about to end, the period will be considered to have ended once the penalty kick has been completed. The kick is considered completed when, after the ball is in play, any of the following occurs:

- the ball stops moving or goes out of play;
- the ball is played by any player (including the kicker) other than the defending goalkeeper;
- the referees stop play for an offence by the kicker or a team-mate of the kicker.

## 2 Offences and sanctions

Once the referees have signalled for a penalty kick to be taken, the kick must be taken. If it is not taken, one of the referees may take disciplinary action before signalling again for the kick to be taken.

If, before the ball is in play, one of the following occurs:

- the player taking the penalty kick or a team-mate commits an offence:
  - if the ball enters the goal, the kick is retaken;
  - if the ball does not enter the goal, the referees stop play and restart with an indirect free kick to the opposing team;
 except for the following situations, when play will be stopped and restarted with an indirect free kick to the opposing team, regardless of whether or not a goal is scored:
  - a penalty kick is kicked backwards;
  - a team-mate of the identified kicker takes the kick: the referees caution the player who took the kick;
  - the kicker feints to kick the ball after having completed the run-up (feinting in the run-up is permitted): the referees caution the kicker.
- the defending goalkeeper commits an offence:
  - if the ball enters the goal, a goal is awarded;
  - if the ball misses the goal or rebounds from the crossbar or goalpost(s), the kick is only retaken if the goalkeeper's offence clearly impacted on the kicker;
  - if the ball is prevented from entering the goal by the goalkeeper, the kick is retaken.

If the goalkeeper's offence results in the kick being retaken, the goalkeeper is warned for the first offence in the game and cautioned for any subsequent offence(s) in the game.

- a team-mate of the defending goalkeeper commits an offence:
  - if the ball enters the goal, a goal is awarded;
  - if the ball does not enter the goal, the kick is retaken.
- a player of both teams commits an offence, the kick is retaken unless a player commits a more serious offence (e.g. illegal feinting).
- both the defending goalkeeper and the kicker commit an offence at the same time, the kicker is cautioned and play restarts with an indirect free kick to the defending team.

An opponent who obstructs the kicker from moving towards the ball when a penalty kick is going to be taken must be cautioned, even if the offender was respecting the 5m minimum distance.

If, after the penalty kick has been taken:

- the kicker touches the ball again before it has touched another player:
  - an indirect free kick (or a direct free kick for a handball offence) is awarded to the opposing team.
- the ball is touched by an outside agent as it moves forwards:
  - the kick is retaken unless the ball is going into the goal and the interference does not prevent the defending goalkeeper or a defending-team player from playing the ball, in which case the goal is awarded if the ball enters the goal (even if contact was made with the ball) unless the interference was by the attacking team.
- the ball rebounds into the pitch from the goalkeeper, the crossbar or the goalposts and is then touched by an outside agent:
  - the referees stop play;
  - play is restarted with a dropped ball at the position where the ball touched the outside agent.

### 3 Summary table

Outcome of the penalty kick		
Offence	Ball enters goal	Ball does not enter goal
Encroachment by attacking-team player	Penalty is retaken	Indirect free kick to defending team
Encroachment by defending-team player	Goal	Penalty is retaken
Encroachment by defending- and attacking-team player	Penalty is retaken	Penalty is retaken
Offence by goalkeeper	Goal	Not saved: penalty is not retaken (unless kicker is clearly impacted)  Saved: penalty is retaken and warning for goalkeeper; caution for any further offence(s)
Ball kicked backwards	Indirect free kick to defending team	Indirect free kick to defending team
Illegal feinting	Indirect free kick to defending team and caution for kicker	Indirect free kick to defending team and caution for kicker
Wrong kicker (not identified)	Indirect free kick to defending team and caution for wrong kicker	Indirect free kick to defending team and caution for wrong kicker
Goalkeeper and kicker commit offence at same time	Indirect free kick to defending team and caution for kicker	Indirect free kick to defending team and caution for kicker

## LAW 15 – THE KICK-IN

A kick-in is awarded to the opponents of the player who last touched the ball when the whole of the ball passes over the touchline on the floor or in the air, or when the ball hits the ceiling while in play.

A goal cannot be scored directly from a kick-in:

- If the ball enters the opponents' goal, a goal clearance is awarded.
- If the ball enters the kicker's goal, a corner kick is awarded.

### **1** Procedure

At the moment of delivering the ball:

- the ball must be stationary on the touchline at the point where it left the pitch or the nearest point to where it touched the ceiling;
- only the kicker may be off the pitch (except as otherwise provided for in the Futsal Laws of the Game – see the section on authorised departure from the pitch within the Interpretation and Recommendations part of the Practical Guidelines for Futsal Referees and Other Match Officials);
- all opponents must stand at least 5m from the point on the touchline where the kick-in is to be taken.

The ball is in play when it is kicked and clearly moves.

The ball must be put into play within four seconds of the team being ready to put the ball into play or the referee signalling that the team is ready to put it into play.

If the kick-in is taken and then, after it has been in play, the ball goes off the pitch over the same touchline where it was taken without touching any other player, a kick-in is awarded to the opposing team, to be taken from the point where the previous kick-in went off the pitch.

If a player, while correctly taking a kick-in, deliberately kicks the ball at an opponent in order to play the ball again but not in a careless or reckless manner or using excessive force, the referees allow play to continue.

The kicker must not touch the ball again until it has touched another player.

## 2 Offences and sanctions

If, after the ball is in play, the kicker touches the ball again before it has touched another player, an indirect free kick is awarded; if the kicker commits a handball offence:

- a direct free kick is awarded;
- a penalty kick is awarded if the offence occurred inside the kicker's penalty area, unless the kicker was the goalkeeper, in which case an indirect free kick is awarded.

An opponent who unfairly distracts or impedes the kicker (including moving closer than 5m to the place from where the kick-in is to be taken) is cautioned for unsporting behaviour and, if the kick-in has been taken, an indirect free kick is awarded.

For any other offence, including if a kick-in is not taken within four seconds, a kick-in is awarded to the opposing team.

## LAW 16 – THE GOAL CLEARANCE

A goal clearance is awarded when the whole of the ball passes over the goal line on the floor or in the air, having last touched a player of the attacking team, and a goal is not scored.

A goal may not be scored directly from a goal clearance. If the ball directly enters the goal of the team whose goalkeeper took the goal clearance, a corner kick is awarded to the opponents. If the ball directly enters the goal of the team that did not take the goal clearance, the said team is awarded a goal clearance.

### 1 Procedure

- The ball is thrown or released from any point within the penalty area by the goalkeeper of the defending team.
- The ball is in play when it is thrown or released and clearly moves.
- The ball must be put into play within four seconds of the team being ready to put the ball into play or the referee signalling that the team is ready to put it into play.
- Opponents must be outside the penalty area until the ball is in play.

### 2 Offences and sanctions

If, after the ball is in play, the goalkeeper who took the goal clearance touches the ball again before it has touched another player, an indirect free kick is awarded; if the goalkeeper commits a handball offence:

- a direct free kick is awarded;
- an indirect free kick is awarded if the offence occurred inside the goalkeeper's penalty area.

If, when a goal clearance is taken, any opponents are inside the penalty area because they did not have time to leave, the referees allow play to continue. If an opponent who is in the penalty area when the goal clearance is taken, or who enters the penalty area before the ball is in play, touches or challenges for the ball before it is in play, the goal clearance is retaken.

## 84 LAW 16 – THE GOAL CLEARANCE

If a player enters the penalty area before the ball is in play and fouls or is fouled by an opponent, the goal clearance is retaken and the offender may be cautioned or sent off, depending on the offence.

If the goal clearance is not taken within four seconds, an indirect free kick is awarded to the opposing team.

Where this is outlawed by domestic rules for youth, veterans', disability and/or grassroots futsal, if the goalkeeper throws the ball directly over the halfway line, an indirect free kick is awarded to the opposing team, to be taken from the place where the ball crossed the halfway line.

For any other offence, the goal clearance is retaken.

## LAW 17 – THE CORNER KICK

A corner kick is awarded when the whole of the ball passes over the goal line on the floor or in the air, having last touched a player of the defending team, and a goal is not scored.

A goal may be scored directly from a corner kick, but only against the opposing team; if the ball directly enters the kicker's goal, a corner kick is awarded to the opponents.

### 1 Procedure

- The ball must be placed in the corner area nearest to the point where the ball passed over the goal line.
- The ball must be stationary and is kicked by a player of the attacking team.
- The ball must be put into play within four seconds of the team being ready to put the ball into play or the referee signalling that the team is ready to put it into play.
- The ball is in play when it is kicked and clearly moves; it does not need to leave the corner area.
- At the moment when the ball is put into play, only the kicker may be off the pitch (except as otherwise provided for in the Futsal Laws of the Game – see the section on authorised departure from the pitch within the Interpretation and Recommendations part of the Practical Guidelines for Futsal Referees and Other Match Officials).
- Opponents must remain at least 5m from the corner arc until the ball is in play.

### 2 Offences and sanctions

If, after the ball is in play, the kicker touches the ball again before it has touched another player, an indirect free kick is awarded; if the kicker commits a handball offence:

- a direct free kick is awarded;
- a penalty kick is awarded if the offence occurred inside the kicker's penalty area, unless the kicker was the goalkeeper, in which case an indirect free kick is awarded.



## 86 LAW 17 – THE CORNER KICK

If a player, while correctly taking a corner kick, deliberately kicks the ball at an opponent in order to play the ball again but not in a careless or reckless manner or using excessive force, the referees allow play to continue.

For any other offence, including if a corner kick is not taken within four seconds or from the corner area, a goal clearance is awarded to the opposing team.

# **FUTSAL**

## **LAWS OF THE GAME**

2021/22

### **PRACTICAL GUIDELINES FOR FUTSAL REFEREES AND OTHER MATCH OFFICIALS**

<b>SIGNALLING</b>	<b>88</b>
<b>POSITIONING</b>	<b>101</b>
<b>INTERPRETATION AND RECOMMENDATIONS</b>	<b>122</b>
<b>FUTSAL TERMS</b>	<b>140</b>
<b>REFEREE TERMS</b>	<b>149</b>

## SIGNALLING

### Referee and Other Match Official Signals


The referees must give the signals listed below, bearing in mind that most of the signals need only be made by one of the referees, but one signal must be made by both referees at the same time.

The assistant referees must give the signals for a timeout and the fifth accumulated foul.


#### 1 Signals by at least one of the referees



**Kick-off/restart of play**




**Direct free kick/penalty kick (Option 1)**



**(Option 2)**



**Kick-in (Option 1)**



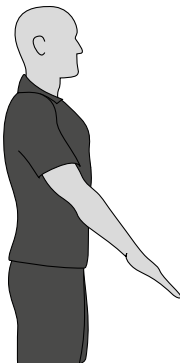
**(Option 2)**



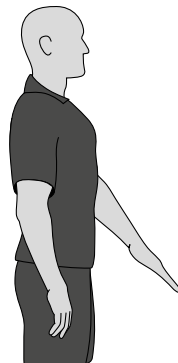
**Corner kick (Option 1)**



**(Option 2)**




**Goal clearance (Option 1)**




**(Option 2)**

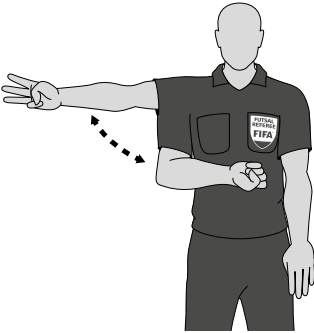
FOUR-SECOND COUNT




(Step I)



(Step II)



(Step III)



(Step IV)



(Step V)

At least one of the referees must clearly show the four-second count:

- at the following restarts:
  - corner kicks;
  - kick-ins;
  - goal clearances;
  - direct or indirect free kicks (including DFKSAFs);
- when the goalkeeper controls the ball in their own half of the pitch.

Referees do not count four seconds for the following restarts:


- kick-offs
- penalty kicks




**Fifth accumulated foul**



**Timeout**



Advantage after direct-free-kick offence



Advantage after indirect-free-kick offence




Caution (yellow card)




Sending-off (red card)

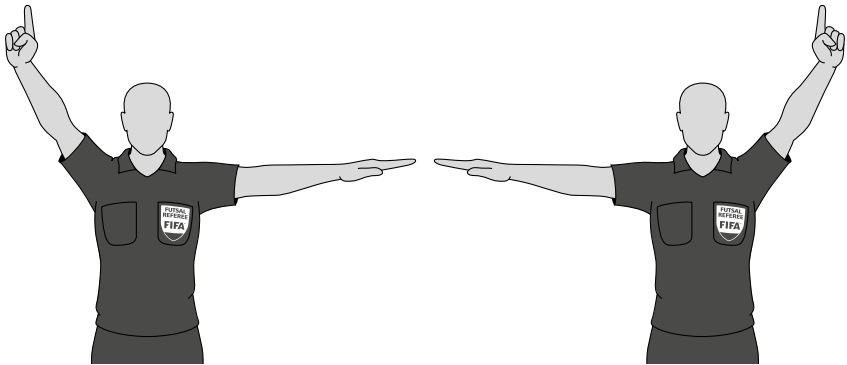
**Accumulated foul: signal to be made to the timekeeper and third referee after the advantage has been applied and the ball has gone out of play.**



**(Step I)**



**(Step II)**



**(Step III: two options)**





Number of player – 1



Number of player – 2



Number of player – 3



Number of player – 4



Number of player – 5



Number of player – 6



Number of player – 7



Number of player – 8



Number of player – 9



Number of player – 10



Number of player – 11



Number of player – 12



Number of player – 13



Number of player – 14



Number of player – 15



Number of player – 30 (Step I)



(Step II)



Number of player – 52 (Step I)



(Step II)



Number of player – 60 (Step I)



(Step II)



Number of player – 84 (Step I)



(Step II)



Number of player – 90 (Step I)



(Step II)



Number of player – 96 (Step I)



(Step II)



Own goal (Step I)



(Step II)

## 2. Signal by both referees on restarting play



**Indirect free kick**  
(the same signal only needs to be made by one of the referees when the free kick is awarded)

### 3. Signals by the assistant referees



Timeout




Fifth accumulated foul

Third referee or reserve assistant referee signals after a goal is scored when they are monitoring the goal line of the attacking team



(Step I)



(Step II)

## POSITIONING

### 1. Positioning with the ball in play

Recommendations:

- Play should be between the referee and the second referee.
- The referees should use a diagonal system.
- Staying outside and parallel to the touchline makes it easier to keep the play and the other referee within each respective referee's field of vision.
- The referee nearest to the play (the "action area", i.e. the place where the ball is located at any given moment) should be within the other referee's field of vision, and the latter should focus on controlling the "influence area" (the place where the ball is not located at that moment but where an offence or a foul is likely to occur).
- One of the referees should be close enough to see play without interfering with it.
- The referees only enter the pitch to obtain a better view of the play.
- "What needs to be seen" is not always in the vicinity of the ball. The referees should also pay attention to:
  - aggressive individual player confrontations off the ball;
  - possible offences in the penalty area towards which play is heading;
  - offences occurring after the ball is played away;
  - the next phase of play.

### 2. General positioning during the match

It is recommended that one of the referees be in line with, or behind, the second-last defending-team player or the ball if it is nearer the goal line than the second-last defending-team player.

The referees must always face the pitch. One of the referees should control the action area and the other referee should control the influence area.



### **3. Goalkeeper releasing the ball**

One of the referees must take a position in line with the goalkeeper and check that the goalkeeper does not touch the ball a second time after putting it into play or with the hands or arms outside the penalty area, while also timing the number of seconds for which the goalkeeper is in possession of the ball.

The same position should be taken by one of the referees for a goal clearance. The four-second count will start if the goalkeeper is inside their own penalty area. A goalkeeper who is outside their own penalty area may be cautioned for delaying the restart of play.

Once the goalkeeper has released the ball, the referees take suitable positions for controlling the match.

### **4. "Goal/no goal" situations**

When a goal has been scored and there is no doubt about the decision, the referee and the second referee must make eye contact and the referee nearest to the timekeeper's table must approach the timekeeper and the third referee to communicate the number of the player who scored the goal with the mandatory signal.

If a goal has been scored but play has continued because the situation is unclear, the referee nearest to the goal blows the whistle to attract the attention of the other referee, and then the referee nearest to the timekeeper's table approaches the timekeeper and the third referee to communicate the number of the player who scored the goal with the mandatory signal.

When a team is playing with a flying goalkeeper, the third referee should assist the on-pitch referees by taking a position on the goal line of the team playing with the flying goalkeeper in order to have a better view of goal/no goal situations.

## 5. Positioning in ball-out-of-play situations

The best position is one from which the referees can make the right decision and have the optimal view of play and the players. All recommendations about positioning are based on probabilities, which must be adjusted using specific information about the teams, the players and the events in the match up to that point.

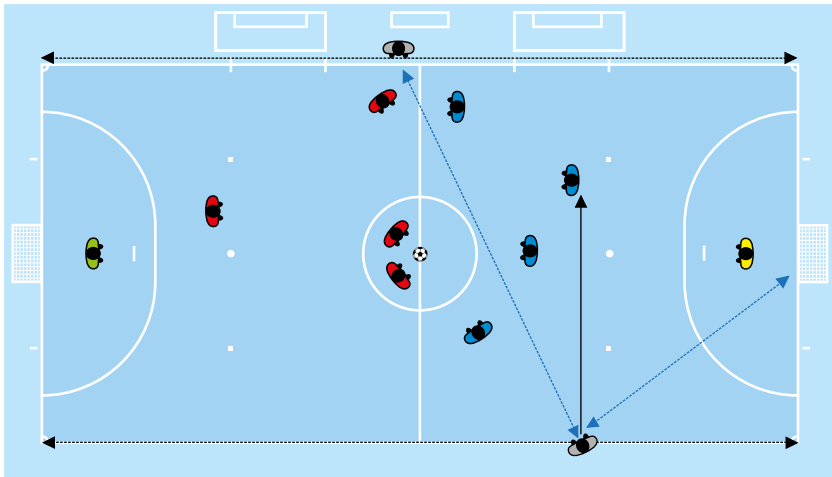
The positions suggested in the following graphics are basic; some are recommended to referees and others are mandatory. The reference to a “zone” is intended to emphasise that every recommended position is actually an area within which the referees are most likely to optimise their effectiveness. The zone may be larger, smaller or differently shaped depending on circumstances.

## 6. Positioning in specific scenarios

### 1. Positioning – kick-off

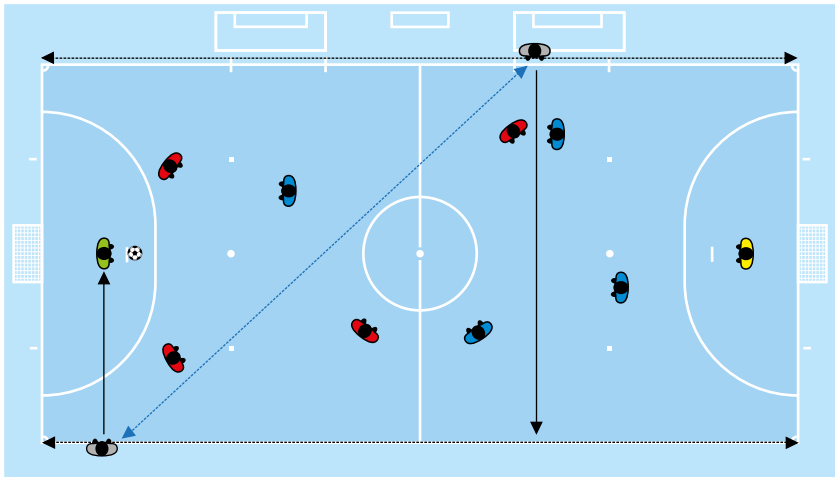
At every kick-off, one of the referees must be situated on the same touchline as where the substitution zones are located, 1m along from the halfway line on the side of the team taking the kick-off, to check that the kick-off is taken in accordance with the established procedure.

The other referee must be on the other touchline, in line with the second-last player from the team not taking the kick-off.



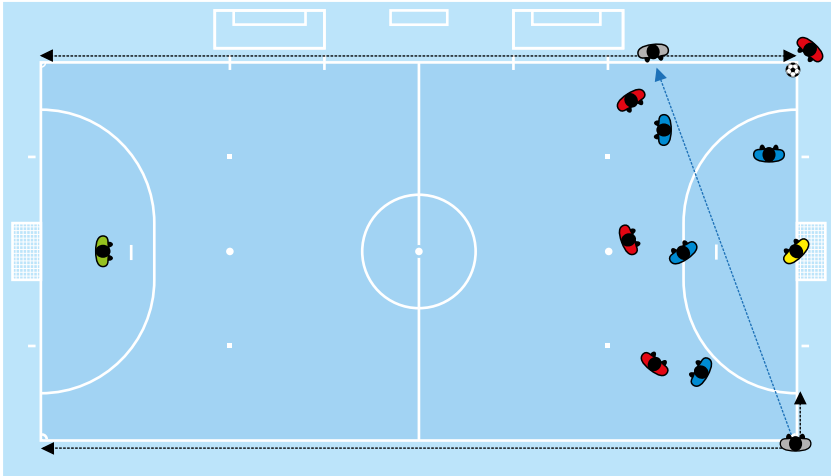
## 2. Positioning – goal clearance

1. One of the referees must first check if the ball is inside the penalty area. If the ball is not inside the area, the referees may start the four-second count if they consider that the goalkeeper is ready to take the goal clearance or is delaying picking up the ball for tactical reasons.
2. When the ball is inside the penalty area, one of the referees must take a position in line with the goalkeeper to check that the goalkeeper is ready to put the ball into play and that the opposing team's players are outside the penalty area. The referees then signal the four-second count, unless it has already started in accordance with the previous point.
3. Finally, whichever of the on-pitch referees supervised the goal clearance must take a suitable position to control the match, which is a priority in any case.

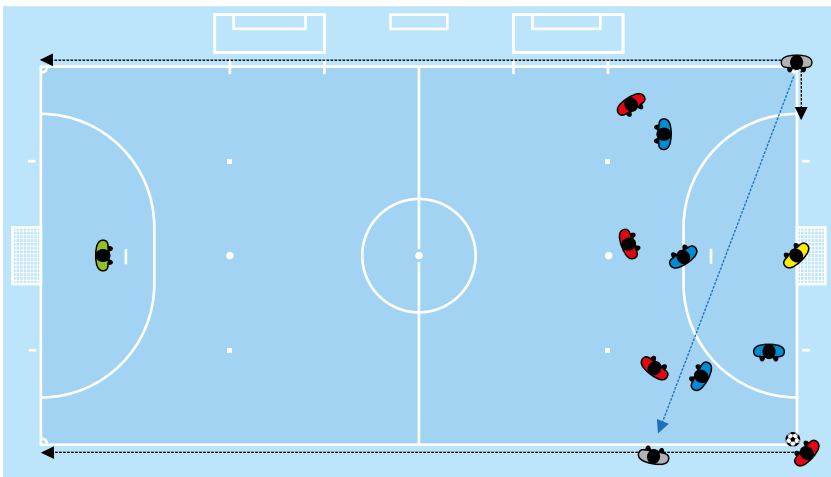


### 3. Positioning – corner kick (1)

At a corner kick, the referee nearest to the place where the kick is to be taken takes a position on the touchline at a distance of approximately 5m from the corner arc where the kick is to be taken. From this position, this referee must check that the ball is properly placed inside the corner area and that the defending-team players are at least 5m away from the corner arc. The other referee takes a position at the same end of the pitch but on the other side, at the intersection of the touchline and the goal line. From this position, this referee watches the ball and the behaviour of the players.



### 4. Positioning – corner kick (2)

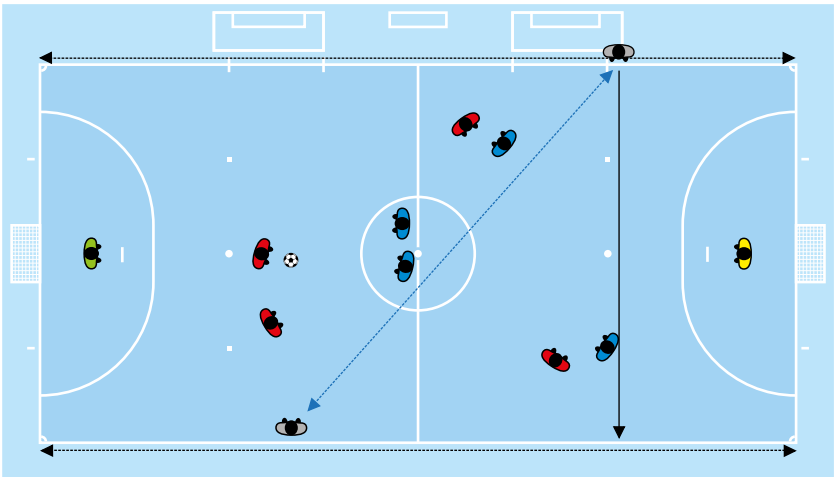


**5. Positioning – free kick (1)**

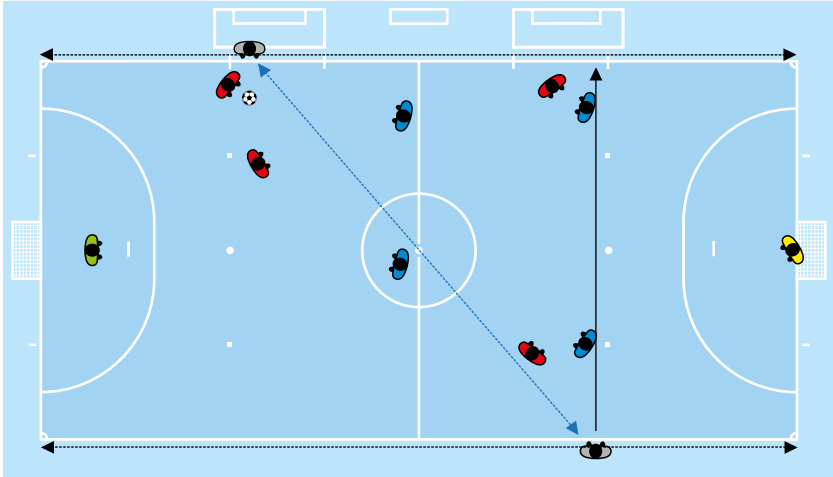
At a free kick, the nearest referee takes a position in line with the place from where the kick is to be taken and checks that the ball is properly placed, as well as watching the players for encroachment while the kick is being taken. The other referee must take a position in line with the second-last defending-team player or the goal line, which is a priority in any case. Both referees must be ready to follow the trajectory of the ball and run along the touchlines towards the corners of the pitch if a direct free kick is taken towards the goal and they are not in line with the goal line.



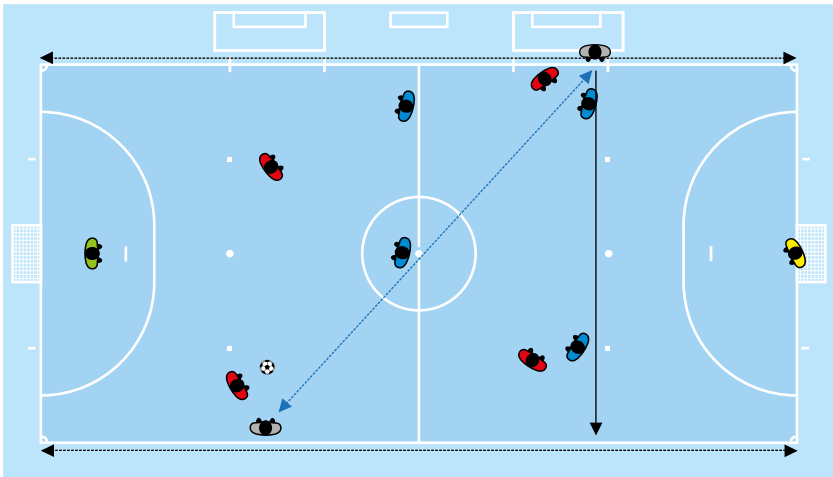
**6. Positioning – free kick (2)**



**7. Positioning – free kick (3)**

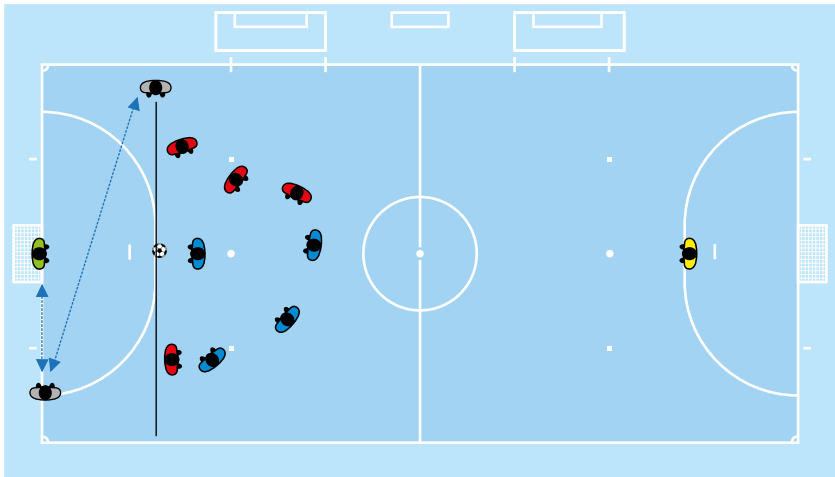


**8. Positioning – free kick (4)**



### 9. Positioning – penalty kick

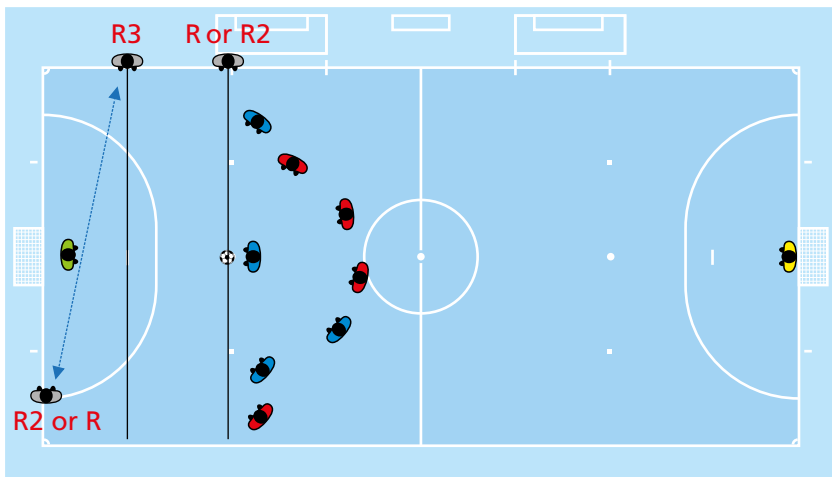
One of the referees takes a position in line with the penalty mark at an approximate distance of 5m and checks that the ball is properly placed, identifies the kicker and watches the players for encroachment while the kick is being taken. This referee does not order the kick to be taken until it has been checked that the positions of all the players are correct, and may be assisted by the other referee, if necessary. The other referee must be positioned at the intersection of the goal line and the penalty area and checks whether the ball enters the goal. If the defending goalkeeper commits a relevant offence in accordance with Law 14 and a goal is not scored, this referee should blow the whistle to order the penalty kick to be retaken.



### 10. Positioning – DFksAF from the 10m mark

One of the referees takes a position in line with the 10m mark, identifies the kicker and watches the players for encroachment while the kick is being taken. This referee does not order the kick to be taken until it has been checked that the positions of the players are correct and the ball is properly placed, and may be assisted by the other referee, if necessary. The other referee must be positioned at the intersection of the goal line and the penalty area and checks whether the ball enters the goal. If the defending goalkeeper commits a relevant offence in accordance with Law 13 and a goal is not scored, this referee should blow the whistle to order the DFksAF to be retaken.

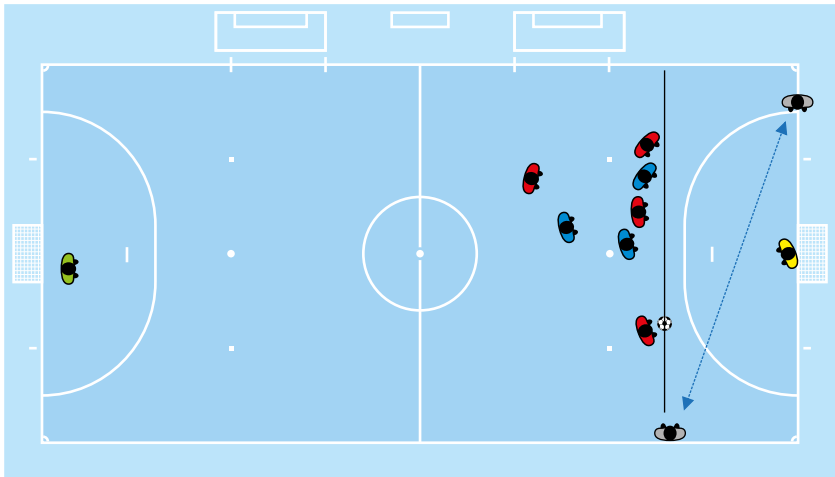
The third referee takes a position in line with the mark inside the penalty area indicating the minimum distance of 5m from the 10m mark that must be respected by the goalkeeper, as mentioned in Law 1.



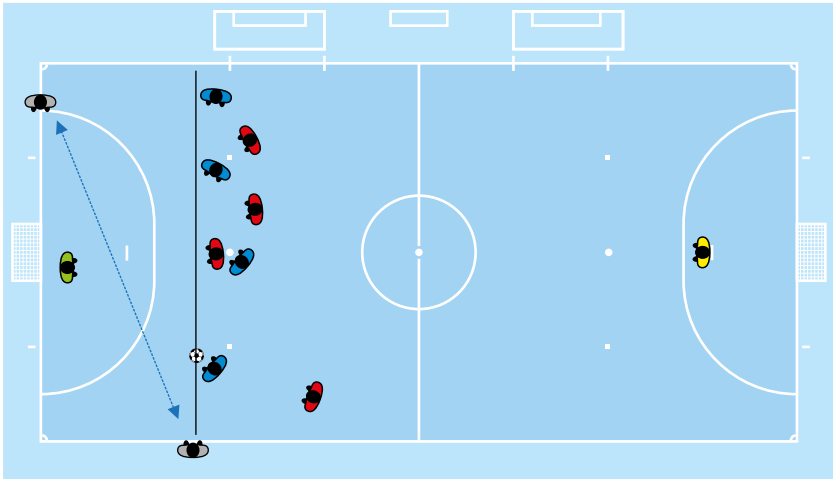


**11. Positioning – DFKSAF not from the 10m mark (1)**

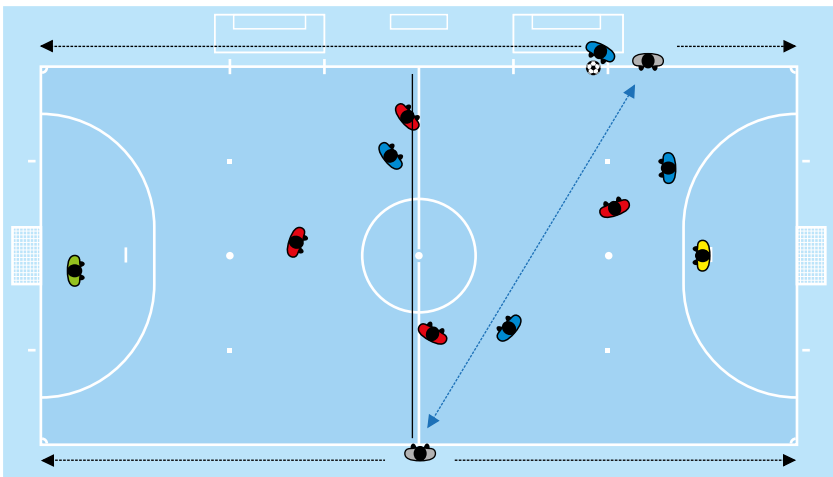
One of the referees takes a position in line with the ball, checks that the ball is properly placed, identifies the kicker and watches the players for encroachment while the kick is being taken. This referee does not order the kick to be taken until it has been checked that the positions of the players are correct and may be assisted by the other referee, if necessary. The other referee must be positioned at the intersection of the goal line and the penalty area and checks whether the ball enters the goal. If the defending goalkeeper commits a relevant offence in accordance with Law 13 and a goal is not scored, this referee should blow the whistle to order the DFKSAF to be retaken.



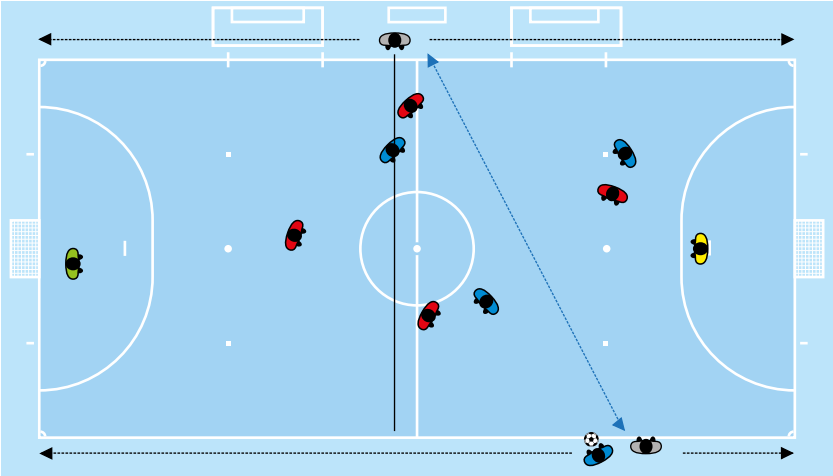
12. Positioning – DFKSAF not from the 10m mark (2)



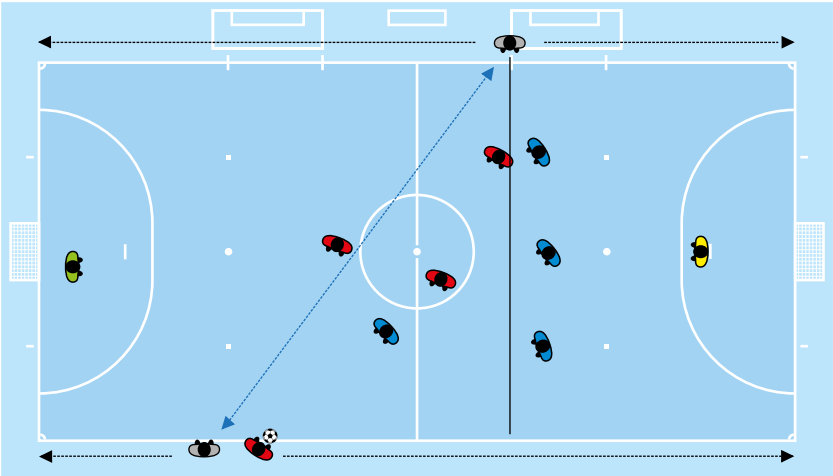
13. Positioning – kick-in (1)



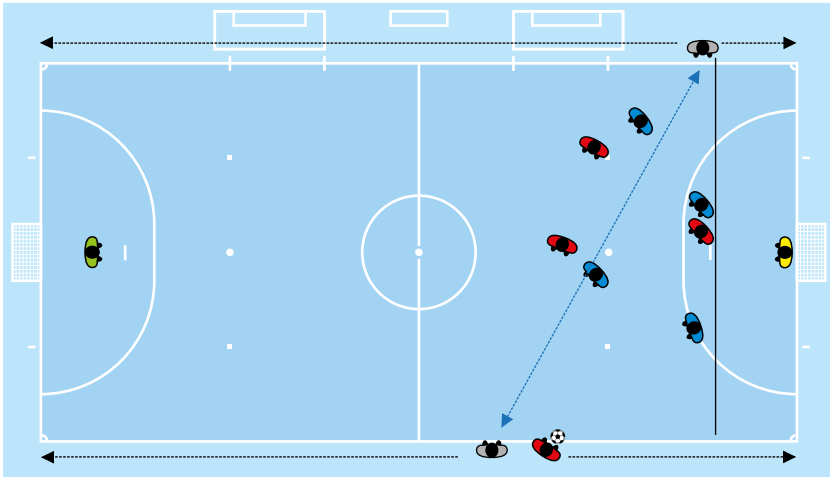
14. Positioning – kick-in (2)



15. Positioning – kick-in (3)

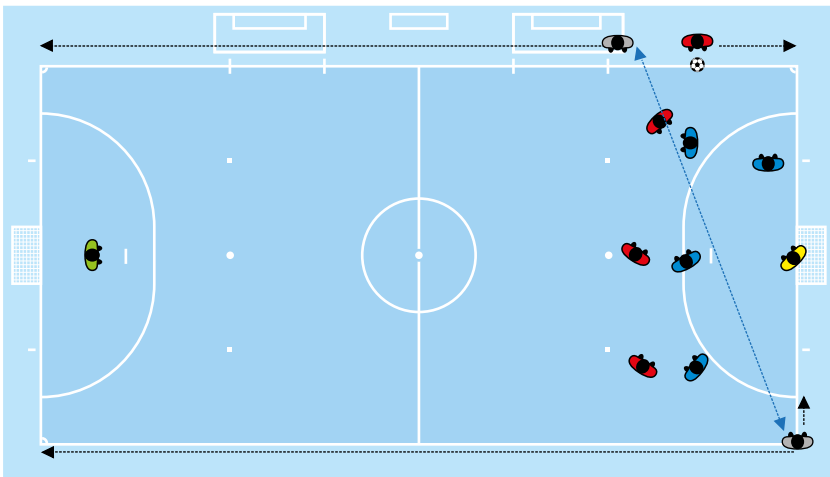


## 16. Positioning – kick-in (4)



## 17. Positioning – kick-in (5)

During a kick-in close to the corner arc in favour of the attacking team, the referee nearest to the point from where the kick-in is to be taken remains at an approximate distance of 5m. From this position, this referee checks that the kick-in is taken in accordance with the procedure and that the defending-team players are at least 5m from the point from which the kick-in is to be taken. The other referee takes a position at the same end of the pitch but on the other side, at the intersection of the touchline and the goal line. From this position, this referee watches the ball and the behaviour of the players.



### 18A. Positioning – kicks from the penalty mark to determine the winners of a match or a home-and-away tie (without a reserve assistant referee)

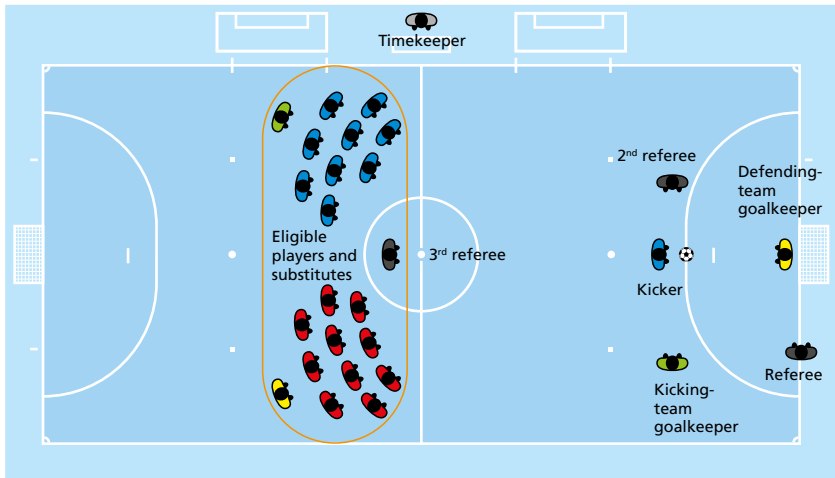
Taking a position on the goal line approximately 2m from the goal, the referee's main duty is to check whether the ball crosses the goal line and the goalkeeper complies with the requirements of Law 14.

When it is clear that the ball has crossed the goal line, the referee must make eye contact with the second referee to check that no offence has been committed.

The second referee takes a position in line with the penalty mark, at an approximate distance of 3m, to check that the ball and the goalkeeper of the kicker's team are correctly positioned. The second referee blows the whistle for the kick to be taken.

The third referee takes a position in the centre circle to control the remaining eligible players and substitutes of both teams.

The timekeeper takes a position at the timekeeper's table and ensures that any players excluded from taking a kick and the team officials behave correctly, as well as resetting the scoreboard to 0-0 and recording the outcome of the kicks on the scoreboard.



All the match officials make a note of the kicks from the penalty mark taken and the numbers of the players who took them.

**18B. Positioning – kicks from the penalty mark to determine the winners of a match or a home-and-away tie (with a reserve assistant referee)**

If a reserve assistant referee is appointed, the positions of the match officials are as follows:

The referee takes a position on the goal line approximately 2m from the goal. The referee's main duty is to check whether the ball crosses the goal line and the goalkeeper complies with the requirements of Law 14.

When it is clear that the ball has crossed the goal line, the referee must make eye contact with the second and third referees to check that no offence has been committed.

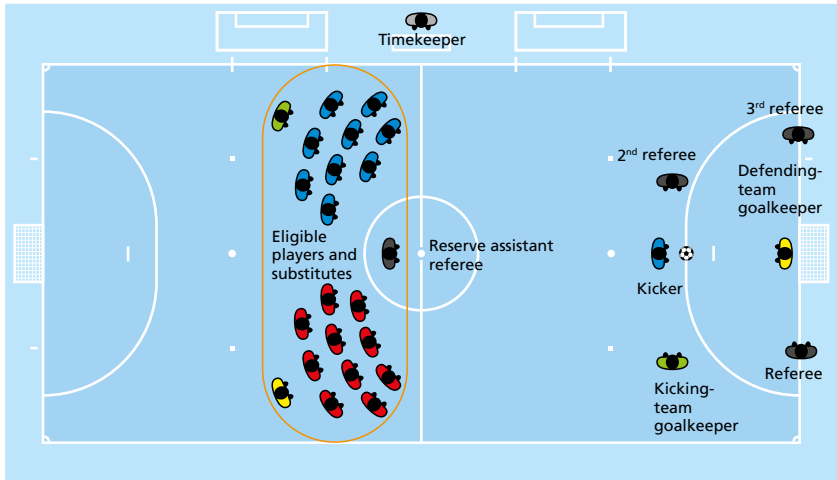
The second referee takes a position in line with the penalty mark, at an approximate distance of 3m, to check that the ball and the goalkeeper of the kicker's team are correctly positioned. The second referee blows the whistle for the kick to be taken.

The third referee takes a position on the goal line approximately 2m from the goal, on the opposite side to the referee. The third referee's main duty is to check whether the ball crosses the line and assist the referee if needed.

The reserve assistant referee takes a position in the centre circle to control the remaining eligible players and substitutes of both teams.

The timekeeper takes a position at the timekeeper's table to:

- ensure that any players and substitutes excluded from taking a kick and the team officials behave correctly;
- reset the scoreboard to 0-0 and record the outcome of the kicks on the scoreboard.

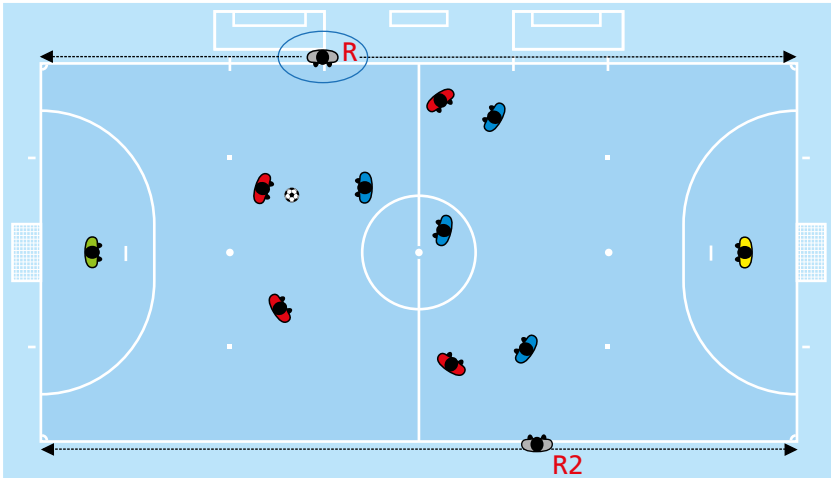


All the match officials make a note of the kicks from the penalty mark taken and the numbers of the players who took them.

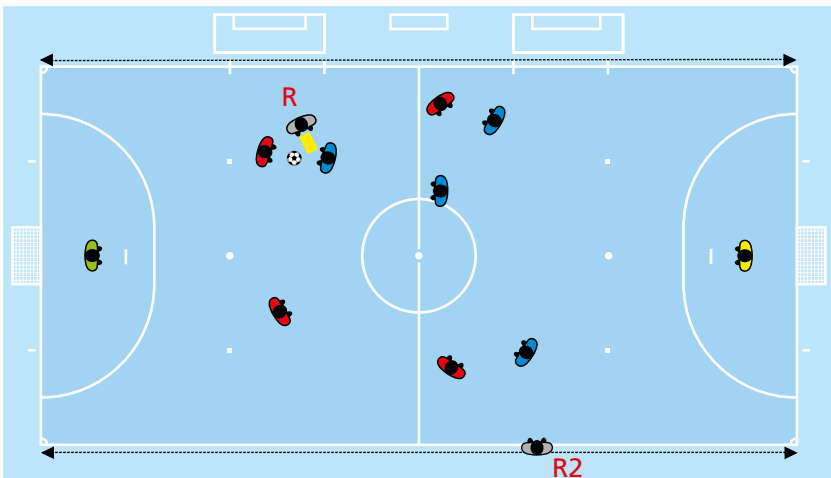
### 19. Positioning – changing of sides by the on-pitch referees

The referees may change sides of the pitch if they consider that it will positively impact the game. However, the referees should bear in mind the following:

- They must not change sides when the ball is in play.
- In principle, they should only change sides when the referee on the bench side shows a YC/RC or makes any other crucial decision which may lead to criticism or dissent from one or more of the teams.
- The referee who shows the YC/RC typically decides whether to change sides or not.
- The referee who is on the bench side after changing sides always signals for the restart.
- The referees may return to their “normal” sides when the game permits.

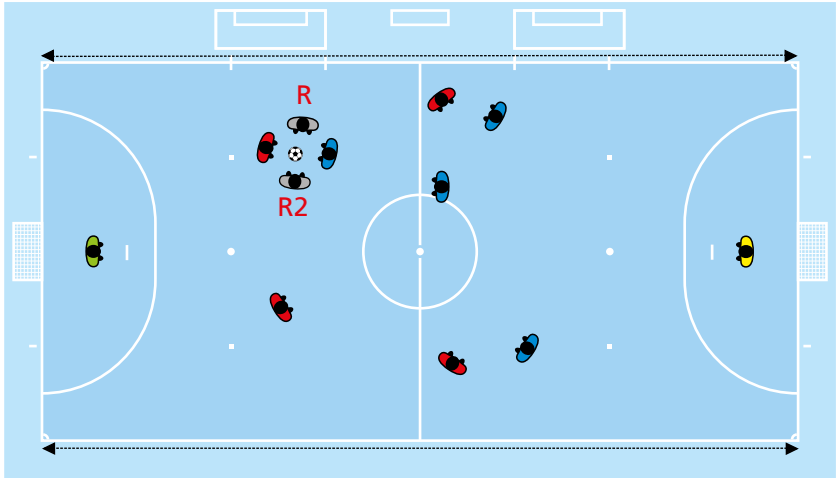
**Example**

1) The referee near the bench blows the whistle for a foul.

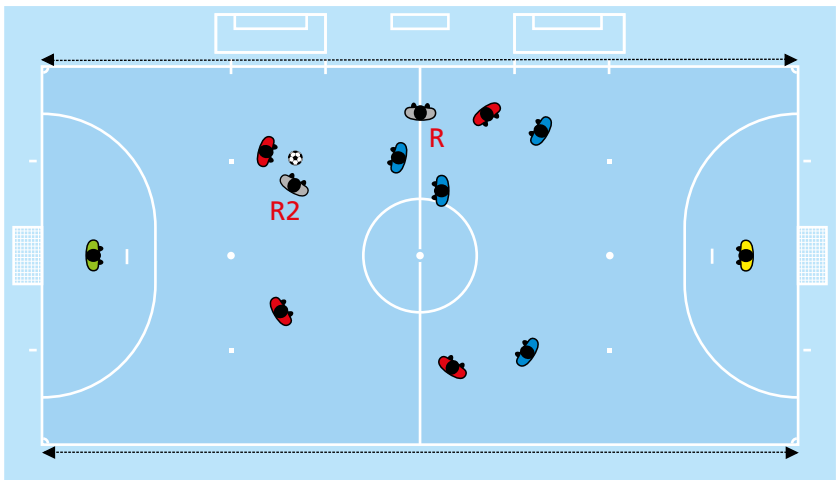


2) The referee who blew the whistle goes to the place where the foul was committed to show a YC/RC.

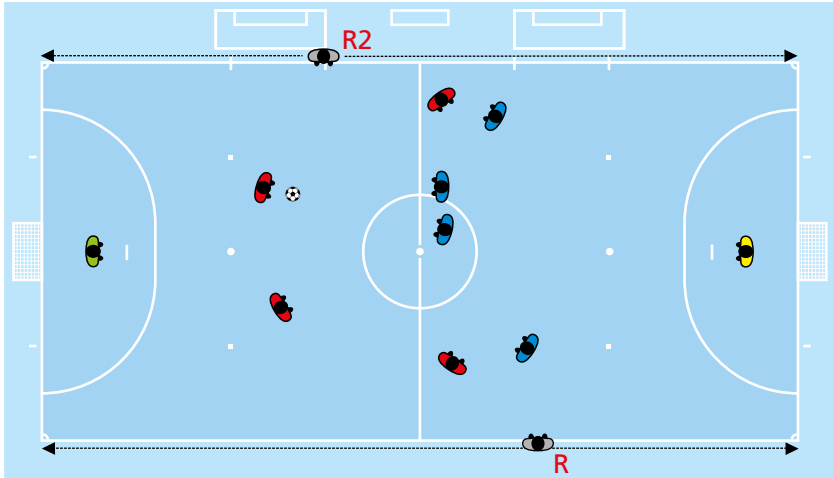




3) The other referee goes to the place where the foul was committed to help control the situation (the players and the ball).



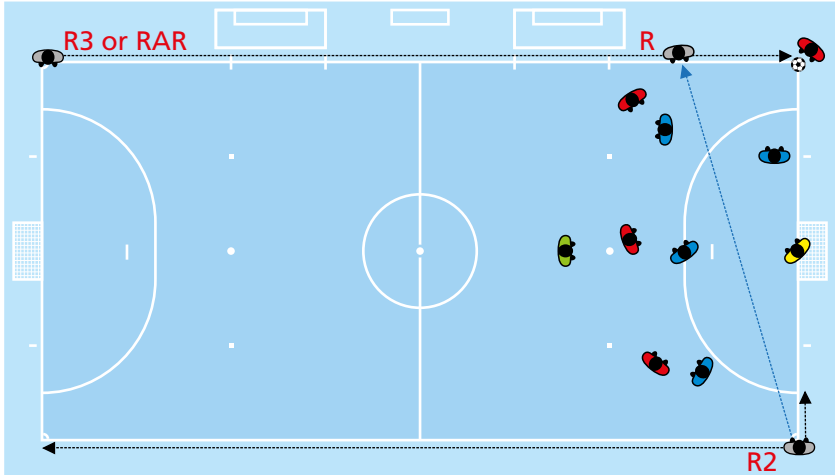
4) The referee who showed the YC/RC goes towards the timekeeper's table to inform the other match officials of the guilty player's number. The signal must be made from the half-way line, approximately 5m from the timekeeper's table.



5) The referees restart play having changed sides. Play is restarted by the referee who is now on the bench side blowing the whistle.

## 20. Positioning – third referee (or reserve assistant referee) when one or more teams play with a flying goalkeeper

When a team plays with a flying goalkeeper, the third referee (or reserve assistant referee) controls the goal line of this team when it is attacking. If a goal is scored at the attacking team's end, the third referee (or reserve assistant referee) informs the other referees using the approved signal.



If both teams play with a flying goalkeeper and both a third referee and a reserve assistant referee are available, the third referee should control one team's goal line and the reserve assistant referee should control the other goal line.

## INTERPRETATION AND RECOMMENDATIONS

### LAW 3 – The Players

If a player who is off the pitch with one of the referees' permission, and who has not been substituted, re-enters the pitch without permission from one of the referees and commits another cautionable offence, the player must be sent off for two cautionable offences, e.g. if the player enters without permission from one of the referees and then trips an opponent in a reckless manner. If this offence is committed with excessive force, the player is sent off directly.

A player who accidentally crosses one of the boundary lines of the pitch and/or who leaves the pitch as part of a playing movement is not deemed to have committed an offence.

### Substitutes

If a substitute enters the pitch in contravention of the substitution procedure or causes a team to be playing with an extra player, the referees, assisted by the other match officials, must adhere to the following guidelines:

- Stop play, although not immediately if the advantage can be applied.
- Caution the substitute for unsporting behaviour if the team plays with an extra player or for contravening the substitution procedure if the substitution was not made correctly.
- The substitute must leave the pitch at the next stoppage in the match if they have not left it before – either to complete the substitution procedure, if the offence was for this reason, or to move to the technical area, if the team was playing with an extra player.
- If the referees apply the advantage:
  - they must stop play once the substitute's team is in possession of the ball and restart it with an indirect free kick to the opposing team, to be taken from the position of the ball when play was stopped, unless play was stopped with the ball inside the penalty area (see Law 13);
  - and then the substitute's team commits an offence punishable with an indirect free kick, a direct free kick or a penalty kick, they must sanction the substitute's team by awarding the relevant restart to the opposing team. If necessary, they also take the disciplinary action corresponding to the offence committed;
  - and then stop play because the opponents of the substitute's team commit an offence or because the ball goes out of play, they must restart play with an indirect free kick to the opponents of the substitute's team. If necessary, they also take the disciplinary action corresponding to the offence committed.

- If a named substitute enters the pitch instead of a named player at the start of the match and the referees or other match officials are not informed of this change:
  - the referees allow the named substitute to continue the match;
  - no disciplinary action may be taken against the named substitute;
  - the referees report the incident to the appropriate authorities.
- If a substitute commits a sending-off offence before entering the pitch, the number of players in the team is not reduced and another substitute or the player who was going to be replaced may enter the pitch.

### **Authorised departure from the pitch**

In addition to a normal substitution, a player may leave the pitch without either referee's permission in the following situations:

- as part of a playing movement whereby the player immediately returns to the pitch, i.e. to play the ball or dribble past an opponent. However, it is not permitted to leave the pitch and move behind one of the goals before re-entering the pitch with the aim of deceiving the opponents; if this happens, the referees stop play if they cannot apply the advantage. If they stop play, they must restart it with an indirect free kick. The player is cautioned for leaving the pitch without either referee's permission.
- due to injury. The player needs the permission of one of the referees to re-enter the pitch if the player has not been substituted. If the player has suffered bleeding, the bleeding must have stopped before the player re-enters the pitch, and the player must be checked by the referees or one of the other match officials.
- to correct or put back on their equipment. The player needs one of the referees' permission to re-enter the pitch if the player has not been substituted, and the referees or one of the other match officials must check the equipment before the player returns to the match.

**Unauthorised departure from the pitch**

If a player leaves the pitch without one of the referees' permission and for reasons not permitted under the Futsal Laws of the Game, the timekeeper or the third referee sounds the acoustic signal to inform the referees if the advantage cannot be applied. If it is necessary to stop play, the referees sanction the offending player's team by awarding an indirect free kick to the opposing team. If the advantage is applied, the timekeeper or the third referee must sound the acoustic signal at the next stoppage in play. The player is cautioned for leaving the pitch without either referee's permission.

**Minimum number of players**

Although a match may not start if either team consists of fewer than three players, the minimum number of players, including substitutes, required for a match is left to the discretion of national football associations.

A match may not resume if either of the teams has fewer than three players. However, if a team has fewer than three players because one or more players has deliberately left the pitch, the referees are not obliged to stop the match immediately and the advantage may be applied. In such cases, the referees must not restart the match after play has been stopped if a team does not have the minimum number of three players.

**Refreshments**

The referees shall allow players to take refreshments during timeouts or during a stoppage in the match, but only off the pitch, so that it does not become wet. It is not permitted to throw bags or any other receptacle containing liquids onto the pitch.

**Players sent off**

If a player commits a sending-off offence during the half-time interval or before the start of either period of extra time, the offending team shall start the next period with one fewer player on the pitch.

## LAW 5 – The Referees

### Powers and duties

Futsal is a competitive sport, and referees must understand that physical contact between the players is normal and an acceptable part of the game. Nevertheless, if the players do not respect the Futsal Laws of the Game and the spirit of fair play, the referees must take the appropriate action to ensure that they are respected.

The referees have the power to caution or send off players or team officials during the half-time interval and after the match has finished, as well as during extra time and kicks from the penalty mark.

### Advantage

The referees may play the advantage whenever an offence occurs and the Futsal Laws of the Game do not explicitly prohibit the advantage from being applied. For example, if the goalkeeper decides to distribute a goal clearance quickly with opponents inside the penalty area, the advantage may be applied; however, the advantage may not be played when a kick-in is taken incorrectly.

The application of the advantage is not permitted for an offence under the four-second rule, unless the offence is committed by the goalkeeper in their own half of the pitch when the ball is already in play and the goalkeeper's team immediately loses possession. In the remaining cases involving this rule (at free kicks, kick-ins, goal clearances and corner kicks), the referees cannot apply the advantage.

The referees should consider the following factors in deciding whether to apply the advantage:

- The severity of the offence: if the offence warrants a sending-off, the referees must stop play and send off the player unless there is an opportunity to score a goal.
- The position where the offence was committed: the closer to the opposing goal, the more effective the advantage can be.
- The chances of an immediate, promising attack.
- The offence committed must not be a team's sixth or greater accumulated foul, unless there is an opportunity to score a goal.
- The atmosphere of the match.

The decision to penalise the original offence must be taken within a few seconds, but it is not possible to go back if the corresponding signal has not previously been given or a new passage of play has been allowed.

If the offence warrants a caution, it must be issued at the next stoppage. However, unless there is a clear advantage, it is recommended that the referees stop play and caution the player immediately. If the caution is not issued at the next stoppage, it cannot be shown later.

If an offence requires play to be restarted with an indirect free kick, the referees must apply the advantage to ensure that play flows, provided that this does not lead to any retaliation and is not prejudicial to the team against which the offence was committed.

### **More than one offence occurring at the same time**

Where more than one offence is committed at the same time, the referees punish the more serious offence in terms of sanction, restart, physical severity and tactical impact.

If the offences committed are punishable with a direct free kick, the referees order the corresponding accumulated fouls to be recorded.

### **External interference**

The referees stop play if a spectator blows a whistle and they consider that this action interferes with play, e.g. if a player picks up the ball with the hands. If play is stopped, it must be restarted with a dropped ball from the position of the ball when play was stopped, unless this was inside the defending team's penalty area and the last team to touch the ball was the attacking team (see Law 8).

### **Four-second count when the ball is in play**

Each time that a team's goalkeeper is in possession of the ball, while it is in play and in the goalkeeper's own half of the pitch, one of the referees must visibly perform the four-second count.

### **Restart of play**

The referees especially must ensure that restarts of play are carried out quickly and must not allow restarts (kick-ins, goal clearances, corner kicks or free kicks) to be delayed for tactical reasons. Where restarts are carried out lawfully, the four-second count starts and it is not necessary to use the whistle. If the referees believe that the restart is being delayed for tactical reasons, they must blow the whistle and then start the four-second count, irrespective of whether the player



taking the restart is ready or not. In cases where the four-second count does not apply (kick-offs or penalty kicks), any players who delay the restart are cautioned.

Persons holding balls are permitted to position themselves around the pitch to facilitate restarts and the development of play.

### **Use of the whistle**

The use of the whistle is mandatory for:

- kick-offs:
  - to start play (first and second period and first and second period of extra time, if necessary);
  - to restart play after a goal;
- stopping play:
  - to award a free kick or penalty kick;
  - to suspend or abandon a match or to confirm the timekeeper's acoustic signal when ending the period of play;
- restarting play for:
  - free kicks to ensure that the defending-team players observe the required distance;
  - kicks from the 10m mark;
  - DFKSAFs;
  - penalty kicks;
- restarting play after it has been stopped due to:
  - the issue of a caution or sending-off for misconduct;
  - injury to one or more players.

The use of the whistle is not needed to:

- stop play for:
  - a goal clearance, corner kick or kick-in (but it is mandatory if the situation is unclear);
  - a goal (but it is mandatory if the ball has not clearly entered the goal);
- restart play from:
  - a free kick if the minimum distance of 5m has not been requested or the opposing team to the kicker has not committed six accumulated fouls;
  - a goal clearance, corner kick or kick-in if the minimum distance of 5m has not been requested;
- restart play with a dropped ball.

Using the whistle too frequently will result in the impact being diminished when it is truly needed. When the team taking a free kick, kick-in or corner kick requests that the defending-team players observe the required distance (or the correct

positioning at a goal clearance), the referees will clearly inform the players that play cannot be restarted until after the whistle. If, in these cases, a player restarts play before the referees' whistle, the player is cautioned for delaying the restart of play.

If, during play, one of the referees sounds the whistle by mistake, the referees must stop the match if they consider that this action has interfered with play. If the referees stop the match, they must restart play with a dropped ball from the position of the ball when play was stopped, unless this was inside the defending team's penalty area and the last team to touch the ball was the attacking team (see Law 8). If the sound of the whistle does not interfere with play, the referees give clear signals to play on.

### **Body language**

Body language is a tool that the referees use to:

- help themselves control the match;
- show authority and self-control.

Body language is not a means of justifying a decision.

### **Injuries**

The safety of the players is of paramount importance and the referees should facilitate the work of the medical personnel, especially in the case of a severe injury and/or an assessment of a head injury. This will include respecting and assisting with agreed assessment/treatment protocols.

However, as a general guide, the restart should not be delayed for more than about 20-25 seconds beyond the point when everyone was ready for play to restart, except in the case of a severe injury and/or an assessment of a head injury.

## **LAW 6 – The Other Match Officials**

### **Duties and responsibilities**

The third referee and the timekeeper help the referees to control the match in accordance with the Futsal Laws of the Game. They also assist the referees in all other matters involving the running of the match at the request of and under the direction of the referees. This commonly includes such matters as:

- inspecting the pitch, the balls used and players' equipment;
- determining if problems with equipment or bleeding have been resolved;
- monitoring the substitution procedure;
- maintaining back-up records of time, goals, accumulated fouls and misconduct.

## **Positioning of the assistant referees and teamwork**

### ***1. Kick-off***

The third referee is situated at the timekeeper's table and checks that the substitutes, team officials and other persons are correctly positioned.

The timekeeper is situated at the timekeeper's table and checks that the kick-off is taken correctly.

### ***2. General positioning during the match***

The third referee checks that the substitutes, team officials and other persons are in the correct positions. To do so, the third referee may move along the touchline, if necessary, but without entering the pitch.

The timekeeper is positioned at the timekeeper's table and ensures that the chronometer is stopped and started in accordance with the development of play.

### ***3. Substitutions***

The third referee checks that the substitutes' equipment is correct and that the substitutions are made correctly. To do so, the third referee may move along the touchline, if necessary, but without entering the pitch.

### ***4. Kicks from the penalty mark***

Where no reserve assistant referee is in place, the third referee must be positioned in the half of the pitch where the kicks from the penalty mark are not being taken, together with the eligible players and substitutes. From this position, the third referee observes the players' behaviour and ensures that no player takes another penalty kick before all of the other eligible players and substitutes in their team have taken a kick.

If a reserve assistant referee is appointed, the positions of the referees are as follows:

The referee must be positioned on the goal line approximately 2m from the goal. The referee's main duty is to monitor whether the ball crosses the goal line and the goalkeeper advances from the line.

When it is clear that the ball has crossed the goal line, the referee must make eye contact with the second and third referees to ensure no offence has been committed.

The second referee must be positioned in line with the penalty mark, at an approximate distance of 3m, to ensure that the ball and the goalkeeper of the kicker's team are correctly positioned. The second referee blows the whistle for the kick to be taken.

The third referee must be positioned on the goal line approximately 2m from the goal, on the opposite side to the referee.

The third referee's main duty is to monitor whether the ball crosses the line and assist the referee if needed.

The reserve assistant referee must be positioned in the centre circle to control all the eligible players and substitutes.

The timekeeper must be positioned at the timekeeper's table to:

- ensure that any players and substitutes excluded from taking a kick and the team officials behave correctly;
- reset the scoreboard to 0-0 and record the outcome of the kicks on the scoreboard.

All the match officials make a note of the kicks from the penalty mark taken and the numbers of the players who took them.

### **Assistant referee signals (mandatory)**

The assistant referees must give the signals for a team's fifth accumulated foul and for a request for a timeout, indicating with their arms the bench of the team that has committed its fifth accumulated foul or requested the timeout.

If the third referee is observing the goal line when one or both teams is/are playing with a flying goalkeeper and the ball enters the goal under their observation, the third referee raises an arm and then immediately points to the centre mark to inform the referees that a goal has been scored.

### **Acoustic signal**

The acoustic signal is an essential signal in a match, to be used only when necessary in order to gain the attention of the referees.

Situations when the acoustic signal is mandatory:

- End of the periods of play  
The timekeeper may indicate the start of a period of play with the acoustic signal after one of the referees has signalled with the whistle.
- Communication of a request for a timeout
- Communication of the end of a timeout
- Communication of the fifth accumulated foul by a team
- Communication of incorrect behaviour by substitutes or team officials
- Communication of a breach of the substitution procedure
- Communication of a disciplinary error committed by the referees
- Communication of external interference

If, during the match, the timekeeper sounds the acoustic signal by mistake, the referees must stop play if they consider that this action has interfered with play. If the referees stop play, they must restart play with a dropped ball from the position of the ball when play was stopped, unless this was inside the defending team's penalty area and the last team to touch the ball was the attacking team (see Law 8). If the sound of the acoustic signal does not interfere with play, the referees give clear signals to play on.

If a team that has committed four accumulated fouls commits another one and the referees decide to apply the advantage, the third referee places a clearly visible sign for the fifth accumulated foul in the correct place on the timekeeper's table.

### **Chronometer**

If the chronometer does not work properly, the timekeeper informs the referees accordingly. The timekeeper must then time the match using a manual chronometer. In such a situation, the assistant referees invite an official from each team in order to inform them of how much time is left to be played.

If, after a stoppage in play, the timekeeper forgets to start the chronometer, the referees order the timekeeper to add the elapsed time on the chronometer.

After restarts, the chronometer is (re)started as follows:

- Kick-off: after the ball is kicked and clearly moves, in accordance with the procedure
- Goal clearance: after the goalkeeper releases the ball from the hands, in accordance with the procedure
- Corner kick: after the ball is kicked and clearly moves, in accordance with the procedure
- Kick-in: after the ball is kicked and clearly moves, in accordance with the procedure

- Direct free kick outside the penalty area: after the ball is kicked and clearly moves, in accordance with the procedure
- Indirect free kick outside the penalty area to either of the teams or taken by the attacking team from the penalty-area line: after the ball is kicked and clearly moves, in accordance with the procedure
- Direct or indirect free kick inside the penalty area to the defending team: after the ball is kicked and clearly moves, in accordance with the procedure
- Penalty kick: after the ball is kicked forwards and clearly moves, in accordance with the procedure
- Direct free kick beginning with the sixth accumulated foul: after the ball is kicked with the intention of scoring a goal directly and clearly moves, in accordance with the procedure
- Dropped ball: after the ball is released from the hands of one of the referees and touches the pitch, in accordance with the procedure

## **LAW 8 – The Start and Restart of Play**

### **Kick-off**

The referees do not have to request confirmation from the goalkeepers or any other player before ordering the kick-off to be taken.

## LAW 12 – Fouls and Misconduct

### Charging an opponent

The act of charging is a challenge for space using physical contact within playing distance of the ball without using arms or elbows. It is an offence to charge an opponent:

- in a careless manner;
- in a reckless manner;
- using excessive force.

### Holding an opponent

Holding an opponent includes the act of preventing the player from moving freely using the hands, the arms or the body.

Referees must intervene early and deal firmly with holding offences, especially inside the penalty area and when corner kicks, kick-ins or free kicks are being taken.

To deal with these situations, the referees must:

- warn any player holding an opponent before the ball is in play;
- caution the player if the holding continues before the ball is in play;
- award a direct free kick or penalty kick and caution the player if it happens once the ball is in play.

If a defending-team player starts holding an attacking-team player outside the penalty area and continues holding the player inside the penalty area, the referees award a penalty kick.

### *Disciplinary sanctions*

- A caution for unsporting behaviour must be issued when a player holds an opponent to prevent the opponent from gaining possession of the ball or taking up an advantageous position.
- A player who denies an obvious goalscoring opportunity by holding an opponent must be sent off.
- No further disciplinary action must be taken in other situations involving a player holding an opponent.

### *Restart of play*

- Direct free kick from the position where the offence occurred or penalty kick if the offence occurred inside the penalty area

## Handling the ball

### *Disciplinary sanctions*

There are circumstances when a caution for unsporting behaviour is required when a player handles the ball, e.g. when a player:

- attempts to score a goal by deliberately handling the ball;
- tries to deny the opposing team a goal or an obvious goalscoring opportunity by a handball offence when the goalkeeper is not inside their own penalty area, and fails in the attempt;
- stops a ball going into the goal by a handball offence when the goal is guarded by the goalkeeper;
- interferes with or stops a promising attack by the opposing team.

However, a player who denies the opposing team a goal or an obvious goalscoring opportunity by deliberately handling the ball is sent off. This punishment arises not from the act of the player deliberately handling the ball but from the unacceptable and unfair intervention that prevented a goal from being scored.

### *Restart of play*

- Direct free kick from the position where the offence occurred or penalty kick if the offence occurred inside the penalty area

Outside their own penalty area, the goalkeeper has the same restrictions on handling the ball as does any other player. Inside their own penalty area, the goalkeeper cannot be guilty of a handball offence incurring a penalty, except the offence of throwing an object at the ball or making contact with the ball with a held object. The goalkeeper can, however, be guilty of several offences that incur an indirect free kick.

## Offences committed by goalkeepers

Possession of the ball means that the goalkeeper has control of the ball. The goalkeeper is considered to be in control of the ball by touching it with any part of the body, except if the ball rebounds off the goalkeeper.

A goalkeeper is not permitted to be in possession of the ball inside their own half of the pitch for more than four seconds, whether:

- with the hands or arms (inside their penalty area);
- with the feet (anywhere in their own half of the pitch).

In such cases, the referee nearest to the goalkeeper must clearly and visibly make the four-second count.



In addition, after playing the ball anywhere on the pitch, the goalkeeper is not permitted to touch it again in their half of the pitch after it has been deliberately played to them by a team-mate without an opponent playing or touching it.

Moreover, the goalkeeper may not under any circumstances touch the ball with the hands or arms inside their own penalty area after it has been kicked to them by a team-mate, including directly from a kick-in.

### *Restart of play*

- Indirect free kick

### **Offences committed against goalkeepers**

An opponent cannot challenge a goalkeeper once the goalkeeper has gained possession of the ball with the hands.

It is an offence to:

- prevent a goalkeeper from releasing the ball from the hands, e.g. when bouncing the ball;
- play the ball or attempt to do so when the goalkeeper is holding it in the palm of the hand;
  - a player who kicks or attempts to kick the ball when the goalkeeper is in the process of releasing it must be penalised for playing in a dangerous manner;
- unfairly impede the movement of the goalkeeper, e.g. at the taking of a corner kick.

An attacking-team player coming into physical contact with a goalkeeper inside the latter's own penalty area does not necessarily mean that any offence has been committed, except if the attacking-team player jumps at, charges or pushes the goalkeeper in a careless or reckless manner or using excessive force.

### *Restart of play*

If play was stopped because an offence was committed against the goalkeeper as specified above and the referees could not apply the advantage rule, play will be restarted with an indirect free kick, except if the attacking-team player jumped at, charged or pushed the goalkeeper in a careless or reckless manner or using excessive force, in which case the referees, irrespective of the disciplinary action that they take, must restart play with a direct free kick from the position where the offence occurred.

**Playing in a dangerous manner**

Playing in a dangerous manner does not necessarily involve physical contact between the players. If there is physical contact, the action becomes an offence punishable with a direct free kick or a penalty kick. In the case of physical contact, the referees should carefully consider the likelihood that, at the very least, misconduct has also been committed.

***Disciplinary sanctions***

- If a player acts in a dangerous manner in a “normal” challenge, the referees shall not administer any disciplinary action. If the action entails an obvious risk of injury, the referees must caution the player for making a reckless challenge on an opponent.
- If a player denies an obvious goalscoring opportunity by playing in a dangerous manner, the referees must send off the player.

***Restart of play***

- Indirect free kick

If there is contact or the referees consider that the challenge was made in a careless or reckless manner or using excessive force, a different offence has been committed, punishable with a direct free kick or penalty kick.

**Showing dissent by word or action**

A player or substitute who is guilty of dissent by protesting (verbally or non-verbally) against the decisions of the referees or assistant referees must be cautioned.

The captain of a team has no special status or privileges under the Futsal Laws of the Game but has a degree of responsibility for the behaviour of the team.

Any player or substitute who attacks a match official or is guilty of using offensive, rude or obscene action(s) or language must be sent off.

**Delaying the restart of play**

Referees shall caution players who delay the restart of play using tactics such as:

- taking a free kick from the wrong position with the sole intention of forcing the referees to order a retake;
- kicking or carrying the ball away after the referees have stopped play;
- delaying leaving the pitch after the medical staff is beckoned onto the pitch to assess an injury;
- provoking a confrontation by deliberately touching the ball after the referees have stopped play.

**Simulation**

Any player who attempts to deceive the referees by feigning injury or pretending to have suffered an offence will be guilty of simulation and will be punished for unsporting behaviour. If the match is stopped as a result of this offence, play is restarted with an indirect free kick.

**Mass confrontations**

In situations of mass confrontations:

- referees should quickly and efficiently identify and deal with the initiator(s) of the confrontation;
- referees should take a good position on the pitch around the confrontation so that all incidents can be viewed and offences can be identified;
- the third referee and reserve assistant referee (if appointed) should enter the pitch, if needed, to assist the referees;
- after the confrontation, disciplinary action must be taken.

**Persistent offences**

The referees should be alert at all times to players who persistently commit offences against the Futsal Laws of the Game. In particular, they must be aware that, even if a player commits a number of different offences, the player must still be cautioned for persistently infringing the Futsal Laws of the Game.

There is no specific number of offences which constitutes “persistence” or the presence of a pattern – this is entirely a matter of judgement and must be determined in the context of effective game management.

**Serious foul play**

A player who is guilty of serious foul play should be sent off and play should be restarted with a direct free kick, to be taken from the position where the offence occurred, or with a penalty kick (if the offence occurred inside the offender's penalty area).

The advantage should not be applied in situations involving serious foul play unless there is a clear subsequent opportunity to score a goal. In such a case, the referees shall send off the player guilty of serious foul play when the ball is next out of play.

## LAW 13 – Free Kicks

### Distance

If a player decides to take a free kick quickly and an opponent who is closer than 5m from the ball intercepts it, the referees allow play to continue.

If a player decides to take a free kick quickly and an opponent who is near the ball deliberately prevents the kicker from taking the kick, the referees must caution the opponent for delaying the restart of play.

If the defending team decides to take a quick free kick inside its own penalty area and one or more opponents remain inside the penalty area because they did not have time to leave the area, the referees allow play to continue.

## LAW 14 – The Penalty Kick

### Procedure

- If the ball becomes defective after hitting one of the goalposts or the crossbar and enters the goal, the referees award the goal.
- If the ball becomes defective after hitting one of the goalposts or the crossbar and does not enter the goal, the referees do not order the penalty kick to be retaken but stop play, which is restarted with a dropped ball.
- If the referees order the penalty kick to be retaken, the new penalty kick does not have to be taken by the player who did so originally.
- If the kicker takes the penalty kick before the referees give the signal, they order the penalty kick to be retaken and caution the kicker.

## LAW 15 – The Kick-In

### Procedure for offences

The referees are to remind the defending-team players that they must be at least 5m from the point from which the kick-in is to be taken. Where necessary, the referees warn any player not respecting the minimum distance before the kick-in is taken and caution any player who subsequently fails to retreat to the correct distance. Play is restarted with a kick-in, and the four-second count is begun again if it has already been started.

If a kick-in is taken incorrectly, the referees may not apply the advantage even if the ball goes directly to an opponent, but rather must order a player from the opposing team to retake it.

## **LAW 16 – The Goal Clearance**

### **Procedure for offences**

If an opponent enters the penalty area or is still in it before the ball is in play and is fouled by a player from the defending team, the goal clearance is retaken and the defending-team player may be cautioned or sent off depending on the nature of the offence.

If, when a goal clearance is taken by the goalkeeper, one or more opponents is/are still inside the penalty area because the goalkeeper decided to take the clearance quickly and the opponent(s) did not have time to leave the area, the referees allow play to continue.

If the goalkeeper, while correctly taking a goal clearance, deliberately throws the ball at an opponent but not in a careless or reckless manner or using excessive force, the referees allow play to continue.

If, when taking the goal clearance, the goalkeeper does not release the ball from inside their penalty area, the referees order the goal clearance to be retaken, although the four-second count continues from the point from where it was stopped once the goalkeeper is ready to retake it.

The referees start the four-second count whenever the goalkeeper is in control of the ball, whether with the hands or with the feet.

If a goalkeeper who has taken a goal clearance correctly then deliberately touches the ball with the hand or arm outside their penalty area after it has been in play and before another player has touched it, the referees, in addition to awarding a direct free kick to the opposing team, shall take disciplinary action against the goalkeeper in accordance with the Futsal Laws of the Game.

If the goalkeeper takes a goal clearance using the foot, the referees warn the goalkeeper and order them to retake the goal clearance using the hand, but the four-second count continues from the point where it was stopped once the goalkeeper is ready to retake the goal clearance.

## **LAW 17 – The Corner Kick**

### **Procedure for offences**

The referees are to remind the defending-team players that they must remain at least 5m from the corner arc until the ball is in play. Where necessary, the referees warn any player not respecting the minimum distance before the corner kick is taken and caution any player who subsequently fails to retreat to the correct distance.

The ball must be placed inside the corner area and is in play when it is kicked; therefore, the ball does not need to leave the corner area to be in play.

If a goalkeeper, as part of a playing movement, ends up outside their own goal or off the pitch, the opposing team may take the corner kick quickly.

**FUTSAL TERMS****A****Abandon**

To end/terminate a match before the scheduled finish

**Action area**

Area of the pitch where the ball is and the play is taking place

**Accumulated foul**

A foul committed by a player that is penalised by a direct free kick or penalty kick; each team's tally is added up, starting from zero, in the first and second periods of the match. If extra time is needed, accumulated fouls from the second period of the match are added to those committed during extra time

**Advantage**

The referees allow play to continue when an offence has occurred if this benefits the non-offending team

**Assessment of injured player**

Quick examination of an injury, usually by a medical person, to see if the player requires treatment

**Away-goals rule**

Method of deciding a match/tie when both teams have scored the same number of goals; goals scored away from home count double

**B****Blocking**

Action whereby a player takes up or moves into a position to distract an opponent or prevent an opponent from reaching the ball or a particular area of the pitch, but without deliberately causing contact

**Brutality**

An act which is savage, ruthless or deliberately violent

# C

**Careless**

Any action (usually a tackle or challenge) by a player which shows a lack of attention, consideration or precaution

**Caution**

Disciplinary sanction which results in a report to a disciplinary authority, indicated by showing a yellow card; two cautions in a match result in a player, substitute or team official being dismissed (sent off)

**Challenge**

An action when a player competes/contends with an opponent for the ball

**Charge (an opponent)**

Physical challenge against an opponent, usually using the shoulder and upper arm (which is kept close to the body)

# D

**Deceive**

Act to mislead/trick the referees into giving an incorrect decision/disciplinary sanction which benefits the deceiver and/or their team

**Deliberate**

An action which the player intended/meant to make; it is not a “reflex” or unintended reaction

**Direct free kick**

A free kick from which a goal can be scored by kicking the ball directly into the opponents’ goal without it having to touch another player

**Discretion**

Judgment used by referees or other match officials when making a decision



**Dissent**

Public protest or disagreement (verbal and/or physical) with a match official's decision; punishable with a caution (yellow card)

**Distract**

To disturb, confuse or draw attention (usually unfairly)

**Dropped ball**

A "neutral" method of restarting play – the referees drop the ball for one player of the team that last touched the ball; the ball is in play when it touches the ground

# E

**Electronic performance and tracking system (EPTS)**

System which records and analyses data about the physical and physiological performance of a player

**Endanger the safety of an opponent**

Put an opponent at danger or risk (of injury)

**Excessive force**

Using more force/energy than is necessary

**Extra time**

A method of trying to decide the outcome of a match, involving two equal additional periods of play not exceeding five minutes each

# F

## **Feinting**

An action which attempts to confuse an opponent. The Futsal Laws define permitted and “illegal” feinting

## **Flying goalkeeper**

A goalkeeper who (temporarily) plays as an outfield player, often stationed in the opponents’ half and leaving the goal unguarded. This role may be performed by the team’s regular goalkeeper or another player brought on to replace the usual goalkeeper specifically for this purpose

# H

## **Holding offence**

A holding offence occurs only when a player’s contact with an opponent’s body or equipment impedes the opponent’s movement

# I

## **Indirect free kick**

A free kick from which a goal can only be scored if another player (of any team) touches the ball after it has been kicked

## **Influence area**

Area of the pitch where the ball is not being played, but a dispute between players may occur

## **Impede**

To delay, block or prevent an opponent’s action or movement

## **Intercept**

To prevent a ball reaching its intended destination

# K

## **Kick**

The ball is kicked when a player makes contact with it using the foot and/or the ankle and it clearly moves

## **Kicks from the penalty mark**

Method of deciding the result of a match by each team alternately taking kicks until one team has scored one more goal and both teams have taken the same number of kicks (unless during the first five kicks for each team, one team could not equal the other team's score even if it scored from all its remaining kicks)

# N

## **Negligible**

Insignificant, minimal

# O

## **Offence**

An action which breaks/violates the Futsal Laws of the Game

## **Offensive, insulting or abusive language and/or action(s)**

Behaviour (verbal and/or non-verbal) which is rude, hurtful or disrespectful: punishable with a sending-off (red card)

## **Outside agent**

Any person who is not a match official or on the team list (players, substitutes and team officials) or any animal, object, structure, etc.

# P

## **Penalise**

To punish, usually by stopping play and awarding a free kick or penalty kick to the opposing team

## **Pitch**

The playing area confined by the touchlines and goal lines, as well as goal nets, where used

## **Play**

Action by a player which makes contact with the ball

## **Playing distance**

Distance to the ball which allows a player to touch the ball by extending the foot/ leg or jumping or, for goalkeepers, jumping with arms extended. The distance depends on the physical size of the player

## **Playing time**

The time during which the ball is in play, as timed using the chronometer; the timekeeper stops the chronometer when the ball goes out of play or play is stopped for any other reason

# Q

## **Quick free kick**

A free kick taken (with either referee's permission) very quickly after play was stopped

# R

## **Reckless**

Any action (usually a tackle or challenge) by a player which disregards (ignores) the danger to, or consequences for, the opponent

## **Restart**

Any method of resuming play after it has been stopped

## **Restart position**

A player's position at a restart is determined by the position of their feet or any part of their body which is touching the pitch

# S

## **Sanction**

Disciplinary action taken by the referees

## **Sending-off**

Disciplinary action when a player is required to leave the pitch for the remainder of the match having committed a sending-off offence (indicated by a red card). A team official may also be sent off

## **Serious foul play**

A tackle or challenge for the ball that endangers the safety of an opponent or uses excessive force or brutality: punishable with a sending-off (red card)

## **Serious injury**

An injury that is judged to be bad enough that play must be stopped, but for which medical staff should swiftly remove the player from the pitch for treatment or assessment, if necessary, so that play may resume

## **Severe injury**

An injury that is judged to be so serious that play must be stopped and it is necessary for medical staff to perform treatment or an assessment on the pitch before removing the injured player, such as in potential cases of concussion, broken bones or spine injuries

**Signal**

Physical indication from the referees or any match official; usually involves movement of the hand or arm, or use of the whistle

**Simulation**

An action which creates a wrong/false impression that something has occurred when it has not (see also “deceive”), committed by a player to gain an unfair advantage

**Spirit of the game**

The main/essential principles/ethos of futsal as a sport but also within a particular match

**Suspend**

To stop a match for a period of time with the intention of eventually restarting play, e.g. due to leaks on the pitch or severe injury

# T

**Tackle**

A challenge for the ball with the foot (on the floor or in the air)

**Team list**

Official team document usually listing the players, substitutes and team officials

**Team official**

Any non-player listed on the official team list, e.g. coach, physiotherapist, doctor

**Technical area**

Defined area for the team officials and substitutes which includes seating

**Timeout**

A one-minute break requested by a team in each of the two periods

**Two-minute numerical reduction**

A situation when a team has its number of players reduced for two minutes of playing time after having a player sent off; the number of players may, in certain circumstances, be increased before the two minutes have elapsed if the opposing team scores a goal

# U

## **Undue interference**

Action/influence which is unnecessary

## **Unsporting behaviour**

Unfair action/behaviour: punishable with a caution

# V

## **Violent conduct**

An action, which is not a challenge for the ball, which uses or attempts to use excessive force or brutality against an opponent or when a player deliberately strikes someone on the head or face unless the force used is negligible

## REFEREE TERMS

### Match official(s)

General term for person or persons responsible for controlling a futsal match on behalf of a football/futsal association and/or competition under whose jurisdiction the match is played

### “On-pitch” match officials

#### Referee

The main match official, who operates on the pitch. Other match officials operate under the referee’s control and direction. The referee is the final decision-maker

#### Second referee

The second match official who operates on the pitch. Other match officials operate under the referee’s control and direction. The second referee is always under the referee’s supervision

### Other match officials

Competitions may appoint other match officials to assist the referees:

- Third referee  
An assistant referee who particularly assists the referees with controlling the team officials and substitutes, recording match data such as accumulated fouls and making decisions
- Reserve assistant referee  
An assistant referee who replaces a third referee or timekeeper who is unable to continue
- Timekeeper  
A match official whose main duty is to control the playing time



# INTRODUCING THE 2018 FUTSAL SUPER

NEW GRAPHICS – ENHANCED TEXTURE –  
PROFESSIONAL PERFORMANCE



# DEDICATED TO QUALITY 2018

SELECT SPORT AMERICA

SHOP FUTSAL BALLS & MORE:  
[select-sport.myshopify.com](http://select-sport.myshopify.com)

WEBSITE:  
[select-sport.com/us](http://select-sport.com/us)

The logo features a central horizontal band with the text "UNITED STATES FUTSAL®" in a dark blue, sans-serif font. The background is a gradient of light blue and green, overlaid with a network of white dots and lines that forms a stylized soccer ball shape on the right side. The bottom half of the image transitions to a darker blue background with a similar network pattern.

UNITED STATES FUTSAL®